

Come Together — Ludovica + Roberto Palomba — 2018



Ludovica e Roberto Palomba progettano un sofa system ultra contemporaneo: la logica compositiva si basa volutamente su un numero limitato di moduli, studiati per rendere possibili combinazioni infinite. Tutto concorre a creare un microcosmo ricco di dettagli, avvolgente e attrezzato. Un'oasi di socialità da plasmare secondo le proprie esigenze abitative e conviviali.

CARATTERISTICHE TECNICHE

Struttura base. Realizzata in tubolare metallico e massello di pioppo

Imbottitura struttura. In poliuretano espanso e feltro pressato.

Molleggio seduta. Ottenuto con cinghie elastiche intrecciate.

Cuscino seduta. Disponibile in due versioni :

- "Standard", con imbottitura in piuma d'oca e ovatta poliestere con inserto stabilizzante in poliuretano espanso.
 - "Export", con imbottitura in ovatta poliestere e inserto in poliuretano espanso.
-

Imbottitura cuscinatura schienale e braccioli. In piuma d'oca e ovatta poliestere.

Fascia decorativa. Come Together è arricchibile con una cornice perimetrale posta sotto la base e rivestita in cuoio.

- con fascia decorativa
 - senza fascia decorativa
-

Rivestimento fascia decorativa.

- Saddle
- Saddle Extra

con cuciture a contrasto e bordi a taglio netto con tinta tono su tono

Piedi.

- cilindrici, in alluminio anodizzato nero con puntali in materiale plastico, disponibili in due altezze
 - h. 9 cm
 - h. 11 cm
- a lama h. 9 cm, in acciaio in due finiture (disponibili con sovrapprezzo)
 - satinato brunito
 - trattamento galvanico ruthenium

con puntali di protezione in materiale plastico.

Rivestimento. Interamente in Pelle Frau® o in tessuto.

- ColorSphere® (SC)
 - Nest
 - Soul
 - Velvety
 - Fabric A
 - Fabric B
 - Fabric C
 - C.O.M.
-

Ludovica and Roberto Palomba have designed an ultra-modern sofa system based on a deliberately limited number of elements designed to offer infinite combinations. The result is an enveloping and perfectly equipped microcosm of exquisite details, a veritable oasis of social living that moulds seamlessly to our living and social needs.

TECHNICAL FEATURES

Base structure. Made of tubular metal and solid poplar

Padding structure. Made of polyurethane foam and pressed felt.

Seat spring system. Interwoven elastic belts.

Seat cushion. Available in two versions:

- "Standard" version, padded with feathers with stabilising insert in polyurethane foam and polyester wadding.
 - "Export" version, padded with polyester wadding and a polyurethane foam insert.
-

Backrest and armrests cushions padding. In goose down and polyester wadding.

Decorative band. Come Together can be supplemented by an outer frame placed under the base and covered in leather.

- with decorative band
 - without decorative band
-

Decorative band covering.

- Saddle
- Saddle Extra

with contrast stitching and clean-cut edges in tone-on-tone shades

Feet.

- cylindrical, black anodised aluminium with plastic tips, available in two heights
 - h. 9 cm
 - h. 11 cm
 - blade h. 9 cm, steel in two finishes (available with surcharge)
 - brushed burnished
 - ruthenium electroplating treatment
- with plastic protection tips.
-

Upholstery. Fully upholstered in Pelle Frau® leather or in fabric.

- ColorSphere® (SC)
 - Nest
 - Soul
 - Velvety
 - Fabric A
 - Fabric B
 - Fabric C
 - C.O.M.
-

Per verificare i tessuti disponibili si prega di consultare la tabella dedicata "Schema abbinamento prodotti-tessuti".

Sfoderabilità. Prevista per il rivestimento in tessuto e, in caso di rivestimento in pelle, solo per i cuscini di seduta e schienale.

N.B.: La sfoderabilità del rivestimento in tessuto è consentita solo previo smontaggio della fascia decorativa (quando presente).

Dettagli estetici. Cuciture tono su tono.

ACCESSORI E COMPLEMENTI

CUSCINI

Cuscini schienale 65x65 opzionali suggeriti. Non inclusi nel prezzo.
- "Standard", con imbottitura in piuma d'oca a camere orizzontali separate a differenziare le aree di comfort.

Si consiglia di prevedere un cuscino per ogni schienale.

Rivestimento cuscini. In Pelle Frau® o in tessuto:

- ColorSphere®
 - Nest
 - Soul
 - Velvety
 - Fabric A
 - Fabric B
 - Fabric C
 - C.O.M.
-

C.O.M. (Fabric/Mt. plain - Fabric/Mt. repeat) Cuscino 65X65: 1,5-1,7

Sfoderabilità. Prevista sia per i cuscini in tessuto che in pelle.

MOBILI

Struttura portante. Mobile Terminale. Realizzati in multistrato di betulla.

Mobile Schienale e Mobile Attrezzato. Realizzati in multistrato di betulla con parti in fibra in legno a media densità.

Piani di appoggio. Sono rifiniti nella parte superiore da lamina in acciaio inox spazzolato e acidato nella finitura peltro e rifiniti con una vernice protettiva trasparente. Nella parte inferiore i piani sono rifiniti con la tela jacquard Poltrona Frau. I bordi dei piani sono caratterizzati da una cornice perimetrale realizzata in lamiera di acciaio zincata e rivestita in cuoio con cuciture a contrasto e bordo a taglio netto con tinta tono su tono.

Mobile schienale. È attrezzato con un cassetto montato su guide metalliche a estrazione totale con sistema push-pull.

Mobile attrezzato. È attrezzato con un vano contenitore accessibile dal piano di appoggio attraverso uno sportello ricavato sulla superficie. L'apertura, fino al suo ribaltamento a 180°, avviene con sistema push-pull. La chiusura dello sportello è agevolata dalla presenza di una maniglia realizzata in Pelle Frau® ColorSphere® che rimane a scomparsa nel mobile.

Piedi. A lama, in acciaio verniciato nero e dotati di puntali di protezione in materiale plastico nero regolabile.

Rivestimento. In cuoio:

- Saddle
- Saddle Extra

Il rivestimento riguarda gli elementi verticali di connessione tra piano superiore e inferiore, le cornici perimetrali e il cassetto del mobile schienale.

To verify the available fabrics please consult the dedicated table "Combination models-fabrics pattern".

Removability. Provided for fabric upholstery and, in the case of leather upholstery, only for seat and back cushions.

N.B.: The fabric cover can only be removed after disassembly of the decorative band (if present).

Aesthetic details. Tone-on-tone stitching.

ACCESSORIES AND COMPLEMENTS

CUSHIONS

Suggested optional back 65x65 cushions. Not included in the price.
- "Standard" version, padded with goose down in two separate horizontal compartments to ensure differentiated and anatomical comfort.

One backseat cushion per each backseat is recommended.

Upholstery. In Pelle Frau® leather or fabric:

- ColorSphere®
 - Nest
 - Soul
 - Velvety
 - Fabric A
 - Fabric B
 - Fabric C
 - C.O.M.
-

C.O.M. (Fabric/Mt. plain - Fabric/Mt. repeat) 65X65 cushion: 1,5-1,7

Removability. Provided for both fabric and leather cushions.

FURNISHINGS UNITS

Supporting structure. End unit. Made of birch plywood. **Backrest and Wall Unit.** Made of birch plywood with medium-density wooden fibre parts.

Resting surface. The top part is finished in brushed and acid-etched stainless-steel sheet in the pewter finish and with transparent protective paint. The lower part of the tops is finished with Poltrona Frau jacquard canvas. An outer frame made of galvanised steel sheet and covered in leather with contrasting stitching and a clean-cut edge in tone-on-tone shades marks the edges of the surfaces.

Backseat unit. Equipped with a drawer mounted on metal slides that extend fully with push-pull system.

Equipped Unit. Equipped with a storage compartment accessible from the supporting surface through a door. It opens using a push-pull system, folding down to 180°. The door can be closed easily using a handle made of Pelle Frau® ColorSphere® leather that remains hidden in the cabinet.

Feet. Blade, in black painted steel and equipped with black adjustable plastic caps.

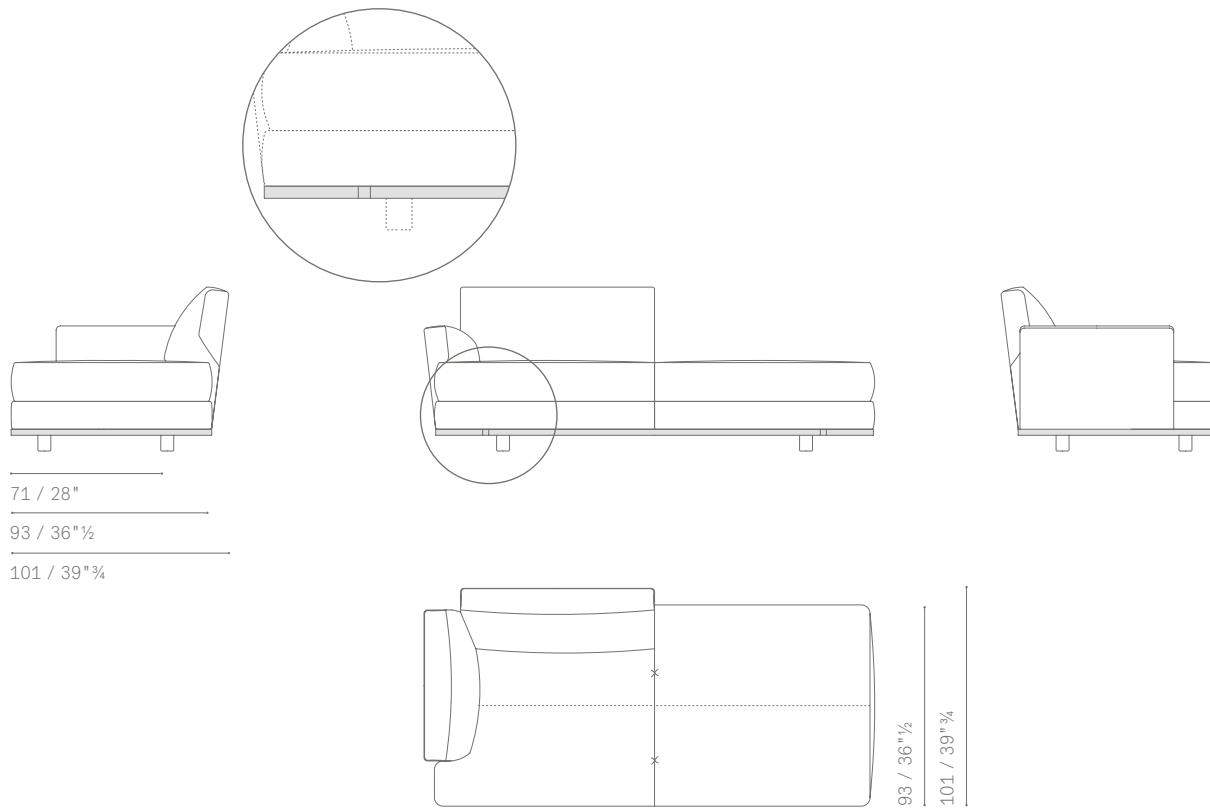
Upholstery. In saddle leather:

- Saddle
- Saddle Extra

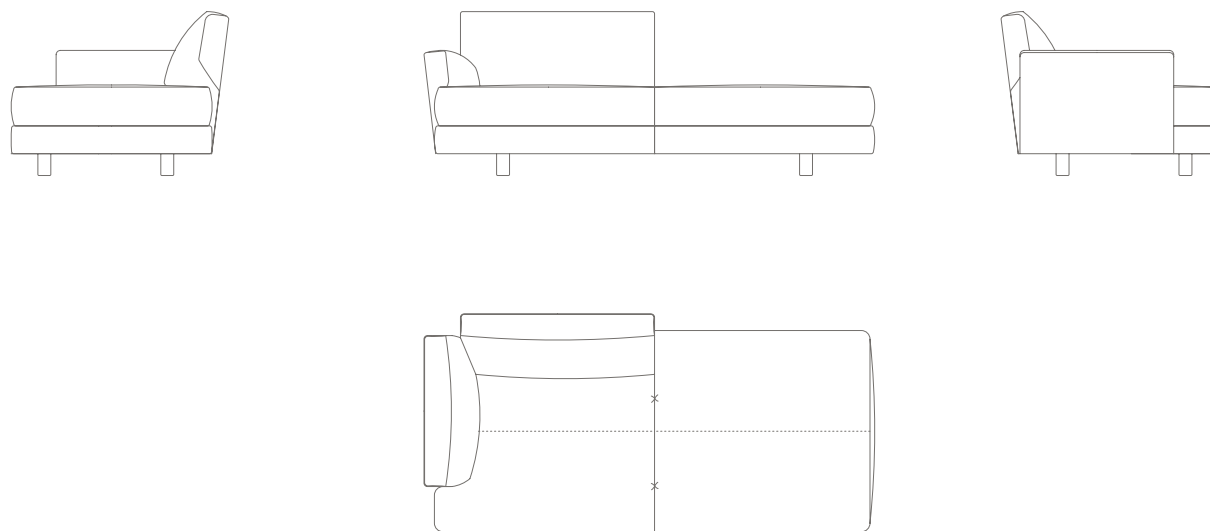
The covering is for the vertical elements connecting the upper and lower shelves, the outer frames and the drawer of the backrest unit.

FASCIA DECORATIVA / ORNAMENTAL BAND

DIVANO CON FASCIA DECORATIVA / SOFA WITH ORNAMENTAL BAND



DIVANO SENZA FASCIA DECORATIVA / SOFA WITHOUT ORNAMENTAL BAND

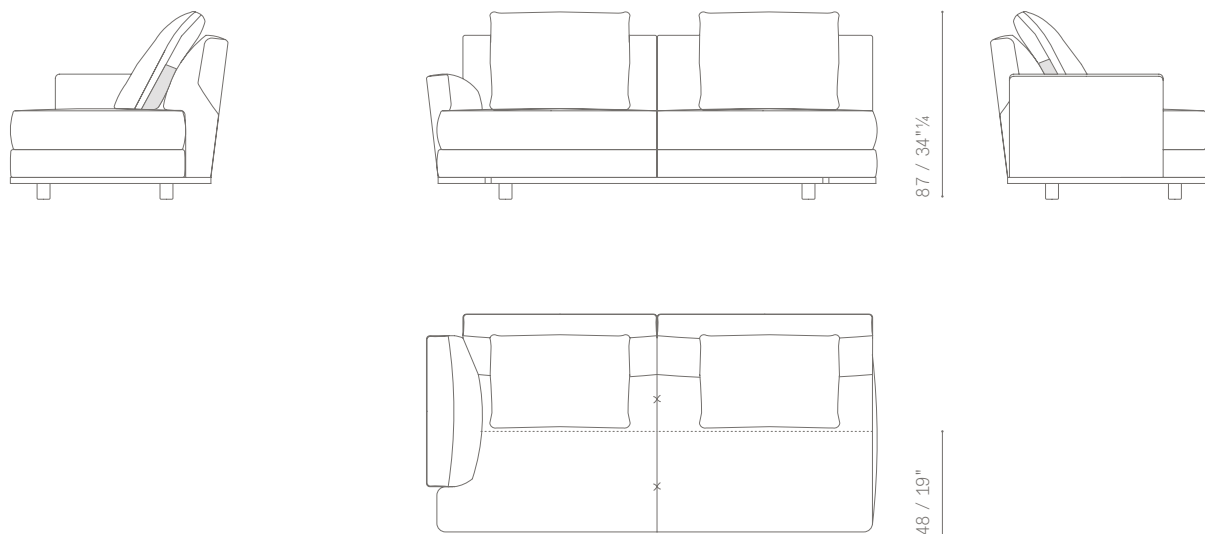


SI CONSIGLIA DI PREVEDERE UN CUSCINO PER OGNI SCHIENALE.

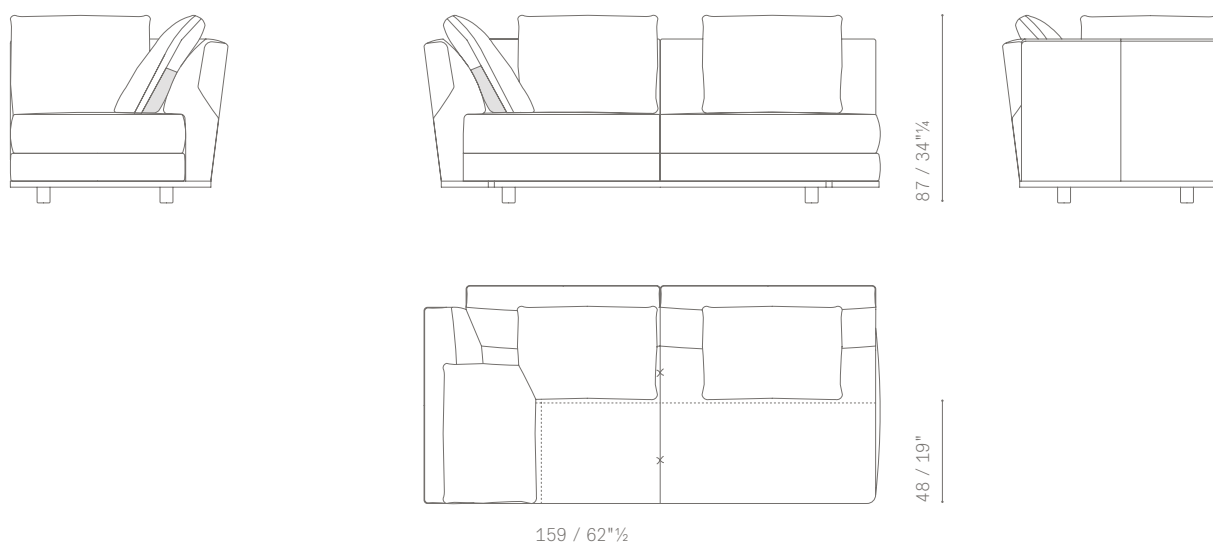
ONE BACK CUSHION PER EACH BACKSEAT IS RECOMMENDED.

CONFIGURAZIONE CONSIGLIATA / SUGGESTED CONFIGURATION

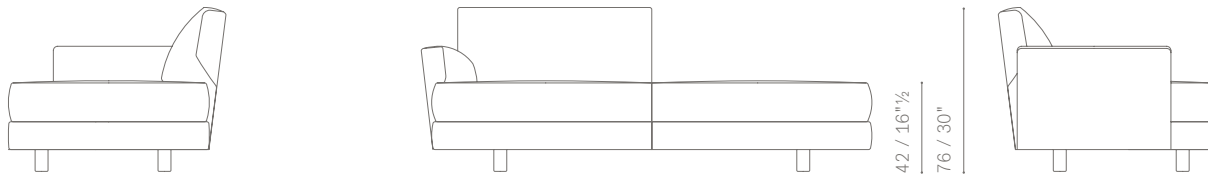
ESEMPIO: CONFIGURAZIONE DIVANO 2 POSTI / EXAMPLE: 2-SEATER SOFA CONFIGURATION



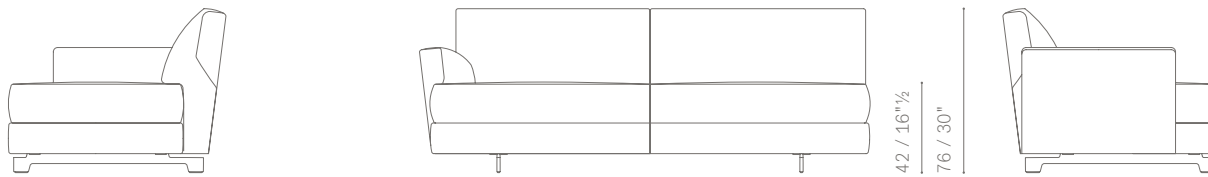
ESEMPIO: CONFIGURAZIONE DIVANO 2 POSTI ANGOLARE / EXAMPLE: CORNER 2-SEATER SOFA CONFIGURATION



PIEDI CILINDRICI / *CYLINDRICAL FEET*



PIEDI A LAMA (OPZIONALI CON SOVRAPPREZZO) / *BLADE FEET (OPTIONAL FEET WITH SURCHARGE)*



DIVANI SIMMETRICI E CON PANCA / SYMMETRICAL SOFAS WITH BENCH (*)

DIVANO 2 POSTI

2-SEATER SOFA

DIVANO 2 POSTI LARGE

LARGE 2-SEATER SOFA

DIVANO 3 POSTI LARGE

LARGE 3-SEATER SOFA

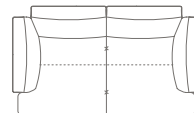
POLTRONA CON PANCA

ARMCHAIR WITH BENCH


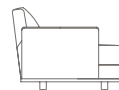
DIVANO 2 POSTI CON PANCA / 2-SEATER SOFA WITH BENCH

POUF / OTTOMAN

5634211



76 / 30"
58 / 22"^¾
42 / 16"^½



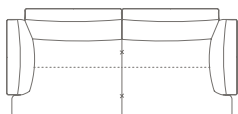
71 / 28"

122 / 48"^½

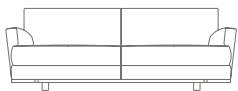
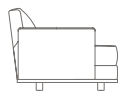
101 / 39"^¾

174 / 68"^½

5634281



76 / 30"
58 / 22"^¾
42 / 16"^½



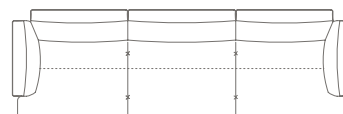
71 / 28"

162 / 63"^¾

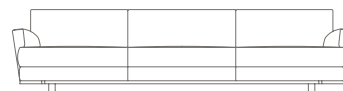
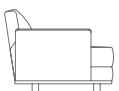
101 / 39"^¾

214 / 84"^¾

5634381



76 / 30"
58 / 22"^¾
42 / 16"^½



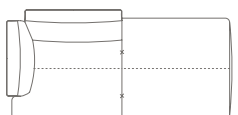
71 / 28"

262 / 103"^¾

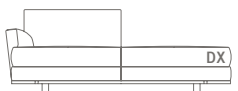
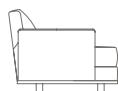
101 / 39"^¾

314 / 123"^½

5634115



76 / 30"
58 / 22"^¾
42 / 16"^½



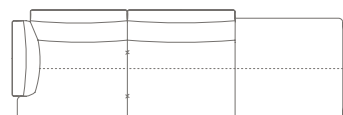
71 / 28"

183 / 72"

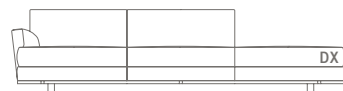
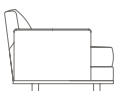
101 / 39"^¾

209 / 82"^¾

5634283



76 / 30"
58 / 22"^¾
42 / 16"^½




71 / 28"

283 / 111"^½

101 / 39"^¾

309 / 121"^½

5634512



42 / 16"^½



84 / 33"

104 / 41"

MODULI COMPONIBILI E TERMINALI / SECTIONAL MODULES AND SOFAS (*)

POLTRONA CON PANCA SENZA BRACCIOLI

SECTIONAL ARMLESS CHAIR WITH BENCH

POLTRONE COMPONIBILI CURVE 50°

50° CURVED SECTIONAL ARMCHAIRS

DIVANO 2 POSTI COMPONIBILE / SECTIONAL 2-SEATER SOFA

DIVANI 2 POSTI LARGE COMPONIBILI

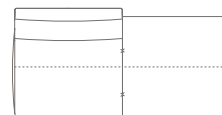
SECTIONAL LARGE 2-SEATER SOFAS

DIVANI 3 POSTI LARGE COMPONIBILI

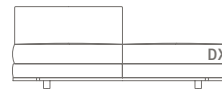
SECTIONAL LARGE 3-SEATER SOFAS

CHAISE LONGUE / CHAISE LONGUE

5634122



76 / 30"
42 / 16"^½



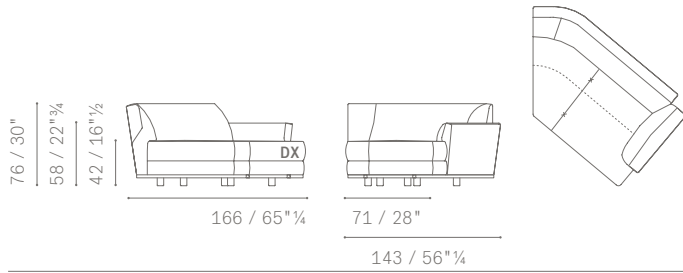
71 / 28"

204 / 80"^¾

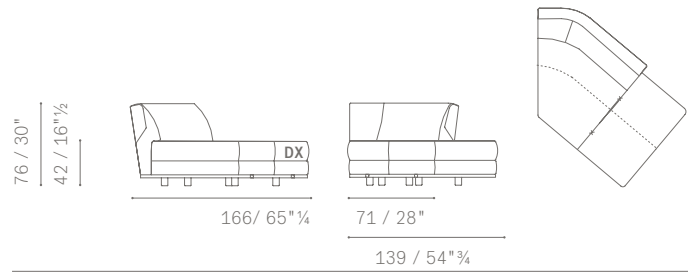
101 / 39"^¾

MODULI COMPONENTI E TERMINALI / SECTIONAL MODULES AND SOFAS (*)

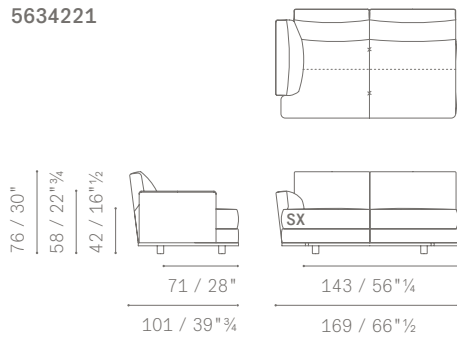
5634181



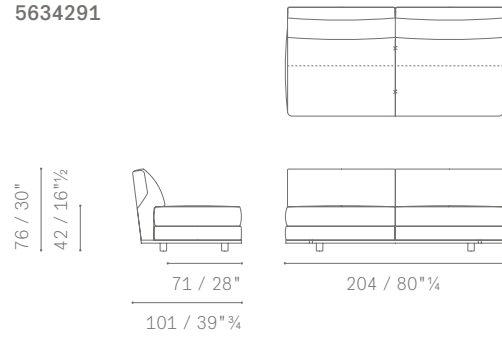
5634151



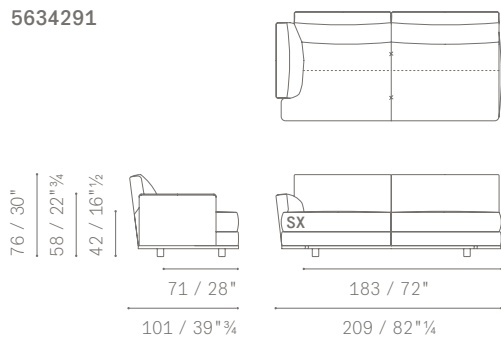
5634221



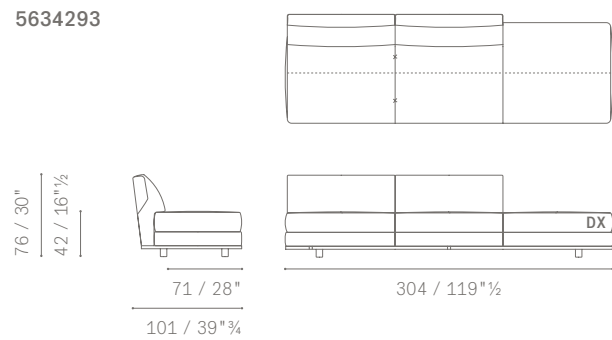
5634291



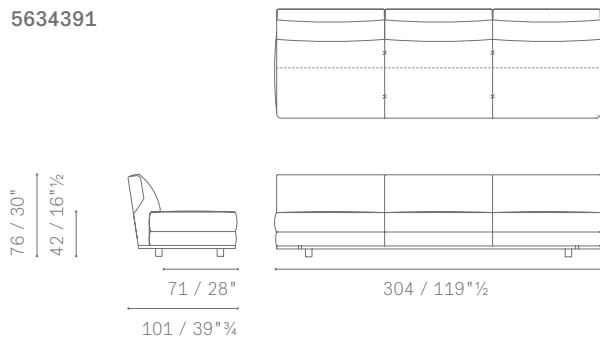
5634291



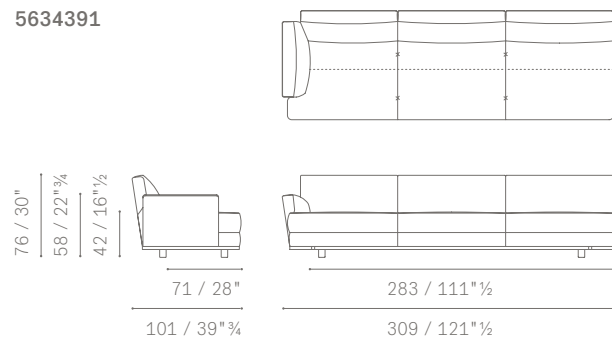
5634293



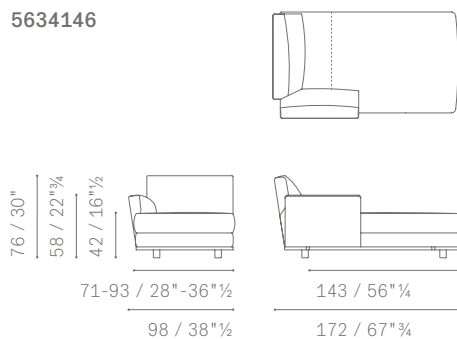
5634391



5634391



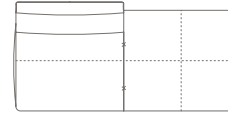
5634146



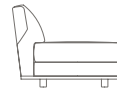
MODULI E DIVANI ANGOLARI / CORNER MODULES AND SOFAS (*)

POLTRONE LARGE ANGOLARI CON PANCA
 CORNER LARGE ARMCHAIRS WITH BENCH
 DIVANO 2 POSTI LARGE ANGOLARE
 CORNER LARGE 2-SEATER SOFA
 DIVANI 2 POSTI LARGE ANGOLARI CON PANCA
 CORNER LARGE 2-SEATER SOFAS WITH BENCH
 DIVANO 3 POSTI LARGE ANGOLARE
 CORNER LARGE 3-SEATER SOFA

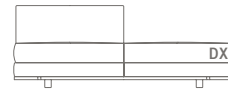
5634124



76 / 30"
42 / 16"¹/₂

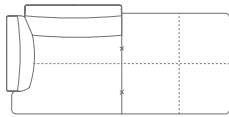


71 / 28"
101 / 39"³/₄

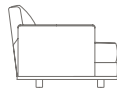


204 / 80"¹/₄

5634124



76 / 30"
58 / 22"³/₄
42 / 16"¹/₂

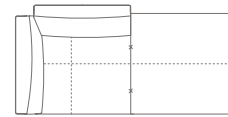


71 / 28"
101 / 39"³/₄

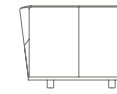


183 / 72"
209 / 82"¹/₄

5634123



76 / 30"
42 / 16"¹/₂

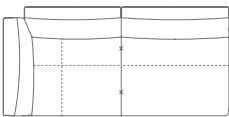


71 / 28"
101 / 39"³/₄

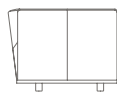


183 / 72"
209 / 82"¹/₄

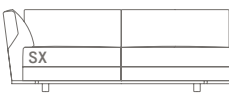
5634271



76 / 30"
42 / 16"¹/₂

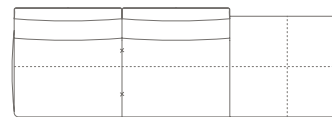


71 / 28"
101 / 39"³/₄



183 / 72"
212 / 83"¹/₂

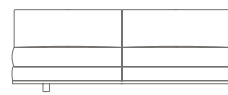
5634294



76 / 30"
42 / 16"¹/₂

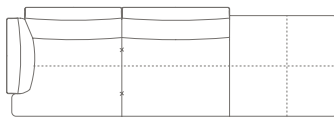


71 / 28"
101 / 39"³/₄

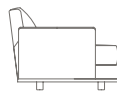


304 / 119"¹/₂

5634294



76 / 30"
58 / 22"³/₄
42 / 16"¹/₂

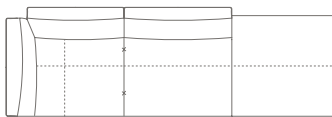


71 / 28"
101 / 39"³/₄

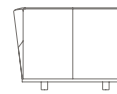


283 / 111"¹/₂
309 / 121"¹/₂

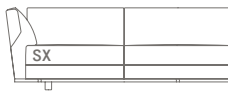
5634273



76 / 30"
42 / 16"¹/₂

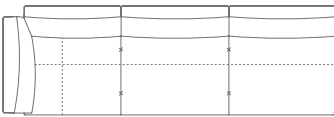


71 / 28"
101 / 39"³/₄

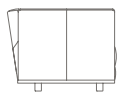


283 / 111"¹/₂
311 / 122"¹/₄

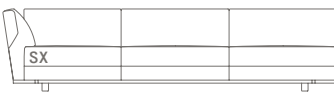
5634371



76 / 30"
42 / 16"¹/₂



71 / 28"
101 / 39"



283 / 111"¹/₂
312 / 122"³/₄

ACCESSORI E COMPLEMENTI / ACCESSORIES AND FURNISHING UNITS (*)

CUSCINO SCHIENALE
 BACK CUSHION
 MOBILE TERMINALE
 END UNIT
 MOBILE SCHIENALE
 BACKSEAT UNIT
 MOBILE ATTREZZATO
 EQUIPPED UNIT

5614565



65 / 25 1/2

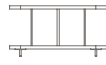


65 / 25 1/2

5634780



47 / 18 1/2



55 / 21 3/4

90 / 35 1/2

5634781



47 / 18 1/2



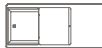
41 / 16 1/4

150 / 59"

5634782

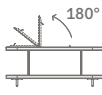


CLOSED



OPENED

36 / 14 1/4



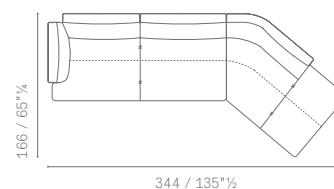
41 / 16 1/4

90 / 35 1/2

(*) N.B.: i disegni tecnici qui mostrati sono relativi alla versione del divano con fascia decorativa e piedi cilindrici h. 9 cm.
 N.B. the technical drawings showed here are relative to the sofa version with decorative stripe and 9 cm height cylindrical feet.

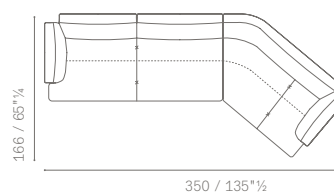
ESEMPIO DI COMPOSIZIONE 1 / LAYOUT EXAMPLE NO. 1

- 5634291 Divano 2 posti large 1 terminale sx / *Sectional large 2 seater sofa*
5634151 Poltrona curva 50° con panca dx / *50° curved sectional armchair with bench*



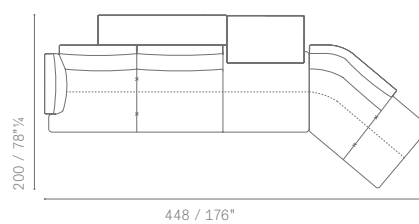
ESEMPIO DI COMPOSIZIONE 2 / LAYOUT EXAMPLE NO. 2

- 5634291 Divano 2 posti large 1 terminale sx / *Sectional large 2 seater sofa*
5634181 Poltrona curva 50° terminale dx / *50° curved sectional armchair 1 arm*



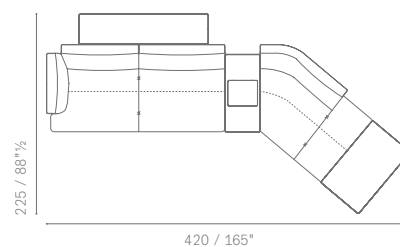
ESEMPIO DI COMPOSIZIONE 3 / LAYOUT EXAMPLE NO. 3

- 5634283 Divano 2 posti large con panca sx / *Large 2 seater sofa with bench*
5634151 Poltrona curva 50° con panca dx / *50° curved sectional armchair with bench*
5634781 Mobile schienale / *Backseat unit*
5634780 Mobile terminale / *End unit*



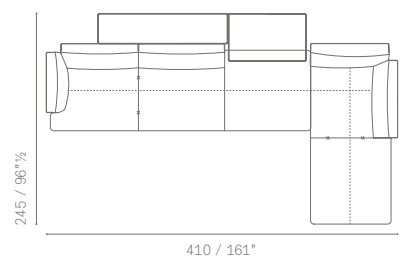
ESEMPIO DI COMPOSIZIONE 4 / LAYOUT EXAMPLE NO. 4

- 5634291 Divano 2 posti large 1 terminale sx / *Sectional large 2 seater sofa*
- 5634782 Mobile attrezzato / *Equipped unit*
- 5634151 Poltrona curva 50° con panca dx / *50° curved sectional armchair with bench*
- 5634781 Mobile schienale / *Backseat unit*
- 5634780 Mobile terminale / *End unit*



ESEMPIO DI COMPOSIZIONE 5 / LAYOUT EXAMPLE NO. 5

- 5634283 Divano 2 posti large con panca dx / *Large 2 seater sofa with bench*
- 5634123 Poltrona large angolare con panca dx / *Corner large armchair with bench*
- 5634781 Mobile schienale / *Backseat unit*
- 5634780 Mobile terminale / *End unit*



ESEMPIO DI COMPOSIZIONE 6 / LAYOUT EXAMPLE NO. 6

- 5634221 Divano 2 posti terminale sx / *Sectional 2 seater sofa*
- 5634782 Mobile attrezzato / *Equipped unit*
- 5634123 Poltrona large angolare dx con panca / *Corner large armchair with bench*
- 5634122 Poltrona large con panca dx / *Sectional large armchair with bench*
- 5634781 Mobile schienale / *Backseat unit*
- 5634780 Mobile terminale / *End unit*

