

Let it Be — Ludovica + Roberto Palomba — 2017



Sistema modulare e aperto alle configurazioni più confortevoli, Let it Be invita a una gestualità rilassata. È l'accogliente rifugio nel quale finalmente lasciare fuori casa ogni pensiero e ritrovare i propri tempi e ritmi. Un'autentica isola di benessere attrezzata di tutto ciò che serve.

CARATTERISTICHE TECNICHE

Base. Telaio in alluminio da trafilatura.

Struttura schienali e braccioli. In massello di pioppo, multistrato di betulla e tamponamento con pannelli in faesite.

Imbottitura schienale e braccioli. In poliuretano espanso e ovatta poliestere.

Imbottitura cuscino seduta. In piuma d'oca e ovatta poliestere con inserto stabilizzante in poliuretano espanso.

Molleggio. Seduta: con cinghie elastiche intrecciate. Schienale e braccioli: con cinghie elastiche.

Altri elementi strutturali (traversa centrale, piastre angolari, piastre fissaggio schienale e piastre sostegno accessori). In lamiera d'acciaio verniciato nero.

Rivestimento. Interamente in Pelle Frau® o nelle opzioni che abbinano più materiali. Il primo rivestimento viene applicato alla base mentre il secondo alle imbottiture previste per seduta, schienale e braccioli.

- | | |
|---------------------------------|-------------------------------------|
| - Color System Frau® | - Saddle / Color System Frau® |
| - Color System Frau® / Fabric A | - Saddle / Nest |
| - Color System Frau® / Fabric B | - Saddle / Soul |
| - Color System Frau® / C.O.M. | - Saddle / Fabric A |
| - Nest | - Saddle / Fabric B |
| - Nest / Fabric A | - Saddle / C.O.M. |
| - Nest / Fabric B | - Saddle Extra / Color System Frau® |
| - Nest / C.O.M. | - Saddle Extra / Nest |
| - Soul | - Saddle Extra / Soul |
| - Soul / Fabric A | - Saddle Extra / Fabric A |
| - Soul / Fabric B | - Saddle Extra / Fabric B |
| - Soul / C.O.M. | - Saddle Extra / C.O.M. |

Per verificare i tessuti disponibili si prega di consultare la tabella dedicata "Schema abbinamento prodotti-tessuti".

Si consiglia di arricchire la composizione scelta con i cuscini schienale opzionali, prevedendo un cuscino per ogni schienale.

Sfoderabilità. Prevista solo per le parti rivestite in tessuto.

Dettagli estetici. I rivestimenti in pelle e tessuto hanno filo tono su tono. Il rivestimento in cuoio prevede cuciture a contrasto.

Piedi. In alluminio ottenuto da stampo con finitura ruthenium e puntali in nylon nero a protezione del pavimento. Disponibili in due altezze:

- h 19 (standard)
- h 22 (opzionale a richiesta)

A modular system open to the most comfortable of configurations, Let it Be is an invitation to relax. It is a welcoming refuge where you can finally leave your worries behind you and rediscover your own time and rhythms. An authentic island of wellbeing equipped with everything you need.

TECHNICAL FEATURES

Base. Frame made of aluminium die.

Backrest and armrests structure. Made of solid poplar wood, birch plywood and hardboard panels.

Backrest and armrests padding. In polyurethane foam and polyester wadding.

Cushions padding. Padded with feathers with stabilising insert in polyurethane foam and polyester wadding.

Seat suspension. Seating: with woven elastic belts. Backseat and armrest: elastic belts

Other structural elements (midbeam with foot, corner plates and other metal accessories). Made from black coated steel sheet.

Upholstery. Fully upholstered in Pelle Frau® leather or in a combination of two materials. The first upholstery mentioned below is used for the base, while the second one is used for the seating, backrest and armrests.

- | | |
|---------------------------------|-------------------------------------|
| - Color System Frau® | - Saddle / Color System Frau® |
| - Color System Frau® / Fabric A | - Saddle / Nest |
| - Color System Frau® / Fabric B | - Saddle / Soul |
| - Color System Frau® / C.O.M. | - Saddle / Fabric A |
| - Nest | - Saddle / Fabric B |
| - Nest / Fabric A | - Saddle / C.O.M. |
| - Nest / Fabric B | - Saddle Extra / Color System Frau® |
| - Nest / C.O.M. | - Saddle Extra / Nest |
| - Soul | - Saddle Extra / Soul |
| - Soul / Fabric A | - Saddle Extra / Fabric A |
| - Soul / Fabric B | - Saddle Extra / Fabric B |
| - Soul / C.O.M. | - Saddle Extra / C.O.M. |

To verify the available fabrics please consult the dedicated table "Combination models-fabrics pattern".

It is advisable to enrich the chosen composition with the optional back cushions, providing one cushion per each backseat.

Removability. Only for the parts upholstered in fabric.

Aesthetic details. The leather and fabric versions have a tone on tone stitching. The saddle version has a contrast stitching.

Feet. Made of moulded aluminium with a ruthenium stitching and plastic black caps. Available in two different heights:

- h 19 (standard)
- h 22 (optional, on request)

È possibile realizzare configurazioni simmetriche e asimmetriche utilizzando 2 braccioli di diverse altezze, un mobile terminale, un mobile schienale e un appoggio per cuscino cilindrico.

MOBILE TERMINALE E MOBILE SCHIENALE

Mobile terminale e Mobile schienale. Disponibili in sostituzione ai braccioli dx o sx (mobile terminale) o agli schienali (mobile schienale) nelle versioni asimmetriche, componibili o angolari.

Struttura mobili (solo per i moduli che li prevedono). In alluminio curvato e divisorio interno in multistrato di betulla.

Rivestimento in:

- Cuoio Saddle
- Cuoio Saddle Extra

Con cuciture a contrasto.

ACCESSORI E COMPLEMENTI

CUSCINI

Cuscini schienale 65×65 opzionali suggeriti. Non inclusi nel prezzo. In piuma d'oca a camere orizzontali separate a differenziare le aree di comfort. Si consiglia di prevedere un cuscino per ogni schienale.

Cuscino cilindrico. In piuma d'oca. Disponibile in due versioni:

- 65 cm
- 75 cm

Rivestimento cuscini. In Pelle Frau® o in tessuto:

- | | |
|----------------------|------------|
| - Color System Frau® | - Fabric A |
| - Heritage | - Fabric B |
| - Nest | - C.O.M. |
| - Soul | |

C.O.M. (Fabric/Mt. plain - Fabric/Mt. repeat)

Cuscino 65X65: 1,5-1,7

Cuscino cilindrico 65 cm: 0,8-0,9

Cuscino cilindrico 74 cm: 0,8-0,9

SUPPORTO CUSCINI

Supporto poggiatesta per cuscino schienale 65×65. Realizzato con tondino metallico e lamiera curvata. Da posizionare tra il cuscino 65×65 e lo schienale, garantisce il giusto supporto alla testa.

Rivestimento. In Pelle Frau®

- Color System Frau®
- Nest
- Soul

Supporto per cuscino cilindrico.

- 66 cm (consigliato per il cuscino cilindrico da 75 cm e previsto per montaggio in caso di modulo con panca)

- 33 cm (consigliato per il cuscino cilindrico da 65 cm e previsto per montaggio in caso di modulo con schienale)

Rivestimento. In Pelle Frau®:

- Cuoio Saddle
- Cuoio Saddle Extra

Con cuciture a contrasto.

Mensole. Realizzate con piano in alluminio curvato e supporti verticali in acciaio finitura ruthenium. Disponibili in due dimensioni:

- 150 cm (prevista per moduli 2 posti e 3 posti)
- 190 cm (prevista per moduli large 2 posti e 3 posti)

Rivestimento. In Pelle Frau®:

- Cuoio Saddle
- Cuoio Saddle Extra

Con cuciture a contrasto.

It is possible to create symmetrical or asymmetrical compositions using 2 different height for armrests, an end top, a back unit and a cylindrical cushion support.

END UNIT AND BACK UNIT

It can be used to replace left or right armrests (end unit) or the backseats (back unit) in case of asymmetrical, modular or corner versions.

Units structure (available only for modules provided for). In curved aluminium and a central dividing panel in birch plywood.

Upholstery in:

- Saddle leather
 - Saddle Extra leather
- With contrast stitching.

ACCESSORIES AND COMPLEMENTS

CUSHIONS

Suggested optional back 65×65 cushions. Not included in the price. In goose down in two separate horizontal compartments to ensure differentiated and anatomical comfort. One backseat cushion per each backseat is recommended.

Cylindrical cushion. In goose feather. Available in two versions:

- 65 cm
- 75 cm

Upholstery. In Pelle Frau® leather or fabric:

- | | |
|----------------------|------------|
| - Color System Frau® | - Fabric A |
| - Heritage | - Fabric B |
| - Nest | - C.O.M. |
| - Soul | |

C.O.M. (Fabric/Mt. plain - Fabric/Mt. repeat)

65X65 cushion: 1,5-1,7

Cylindrical cushion 65 cm: 0,8-0,9

Cylindrical cushion 74 cm: 0,8-0,9

CUSHIONS SUPPORT

65×65 back cushion headrest support Made of a rod and a curved metal sheet. The support, that guarantees the right head support, is placed between the 65×65 cushions and backseat.

Upholstery. In Pelle Frau® leather:

- Color System Frau®
- Nest
- Soul

Cylindrical cushion support.

- 66 cm (suggested for 75 cm cylindrical cushion and provided for the modules with bench)

- 33 cm (suggested for 65 cm cylindrical cushion and provided for the modules with backrest)

Upholstery. In Pelle Frau® leather:

- Saddle
- Saddle Extra

With contrast stitching.

Shelves. Made of a moulded aluminium top with vertical support in steel with ruthenium finish. Available in two dimensions:

- 150 cm (provided for 2 and 3 seater module)
- 190 cm (provided for 2 and 3 large seater module)

Upholstery. In Pelle Frau® leather:

- Saddle
- Saddle Extra

With contrast stitching.

BRACCIOLI, MOBILE TERMINALE E MOBILE SCHIENALE / *ARMRESTS, END UNIT AND BACK UNIT*

È POSSIBILE REALIZZARE CONFIGURAZIONI SIMMETRICHE E ASIMMETRICHE UTILIZZANDO 2 BRACCIOLI DI DIVERSE ALTEZZE, UN MOBILE TERMINALE E UN MOBILE SCHIENALE.

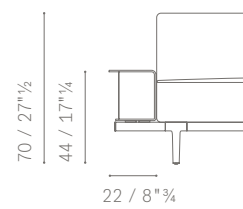
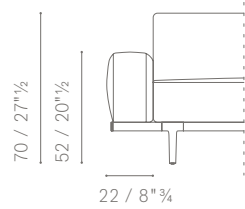
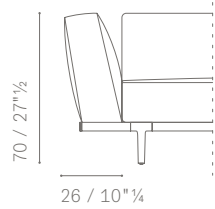
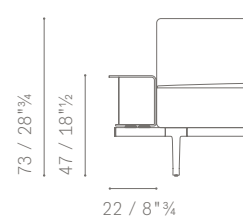
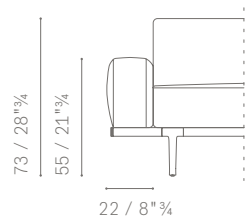
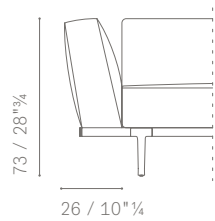
IT IS POSSIBLE TO CREATE SYMMETRICAL OR ASYMMETRICAL COMPOSITIONS USING 2 DIFFERENT HEIGHT FOR ARMRESTS, AN END TOP AND A BACK UNIT.

BRACCIOLI E TERMINALI DISPONIBILI / *AVAILABLE ARMRESTS OR END UNIT*

HIGH ARM


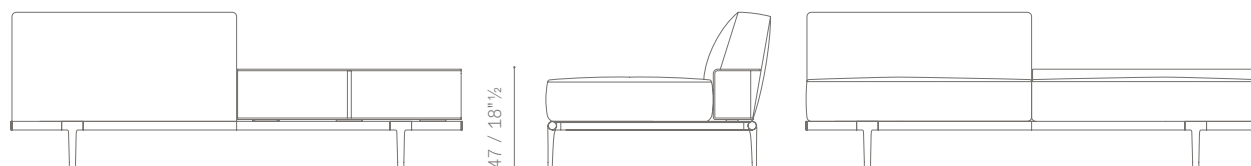
LOW ARM

END UNIT

PIEDI / *FEET H. 19 cm*PIEDI / *FEET H. 22 cm*MOBILE SCHIENALE / *BACK UNIT*

DISPONIBILE IN SOSTITUZIONE AD UN CUSCINO SCHIENALE NELLE VERSIONI ASIMMETRICHE, COMPONIBILI O ANGOLARI.

IT CAN BE USED TO REPLACE THE BACKSEAT CUSHION IN CASE OF ASYMMETRICAL, MODULAR OR CORNER VERSIONS.

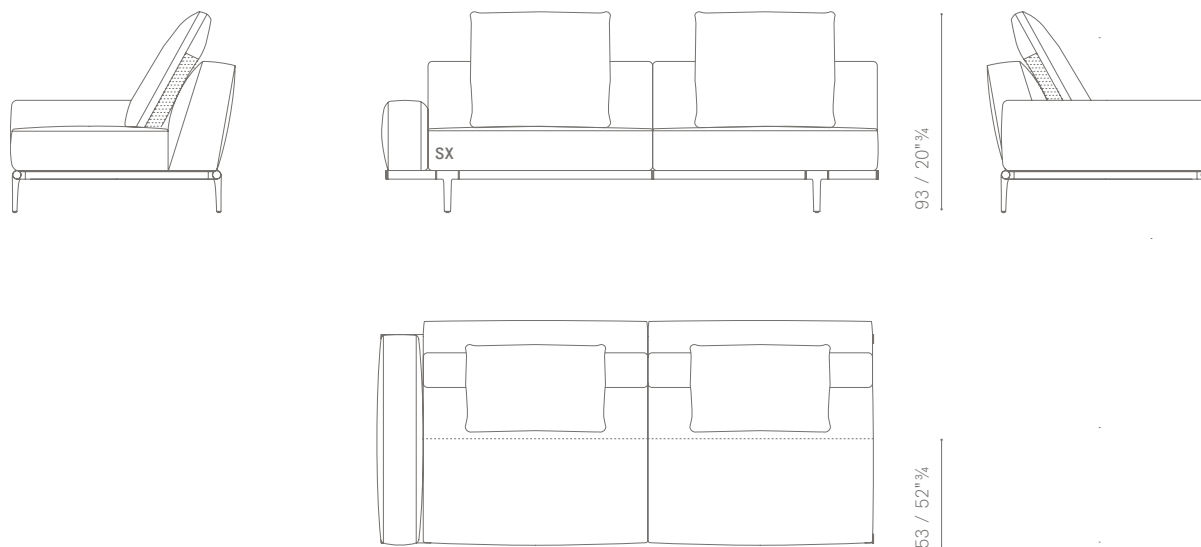
PIEDI / *FEET H. 19 cm*PIEDI / *FEET H. 22 cm*

SI CONSIGLIA DI PREVEDERE UN CUSCINO PER
OGNI SCHIENALE.

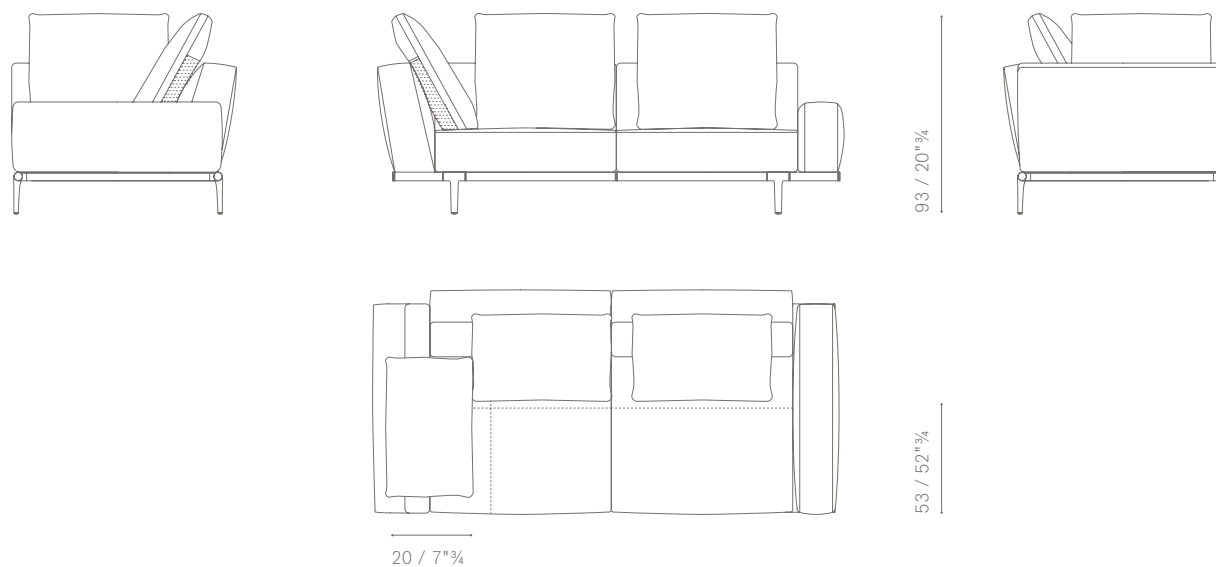
ONE BACK CUSHION PER EACH BACKSEAT IS
RECOMMENDED.

CONFIGURAZIONE CONSIGLIATA / SUGGESTED CONFIGURATION

ESEMPIO: CONFIGURAZIONE DIVANO 2 POSTI / EXAMPLE: 2-SEATER SOFA CONFIGURATION



ESEMPIO: CONFIGURAZIONE DIVANO 2 POSTI ANGOLARE / EXAMPLE: CORNER 2-SEATER SOFA CONFIGURATION



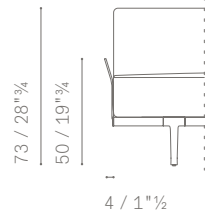
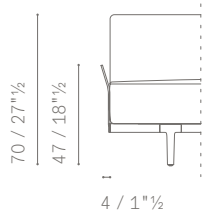
OPTIONAL: SUPPORTO CUSCINI CILINDRICI / OPTIONAL CYLINDRICAL CUSHIONS SUPPORT

NEL CASO DI MODULI SENZA BRACCIOLI È POSSIBILE AGGIUNGERE UN SUPPORTO PER L'APPOGGIO DEL CUSCINO CILINDRICO CHE PERMETTE DI CREARE ULTERIORI COMPOSIZIONI.

IN CASE OF MODULES WITHOUT ARMRESTS IT'S ALSO POSSIBLE TO PLACE AN OPTIONAL CYLINDRICAL CUSHION SUPPORT THAT ALLOW CREATING FURTHER COMPOSITIONS.

PIEDI / FEET H. 19 cm

PIEDI / FEET H. 22 cm



POSIZIONAMENTO DEL SUPPORTO DEL CUSCINO CILINDRICO / CYLINDRICAL CUSHIONS SUPPORT POSITIONING
DISPONIBILE IN DUE DIMENSIONI:

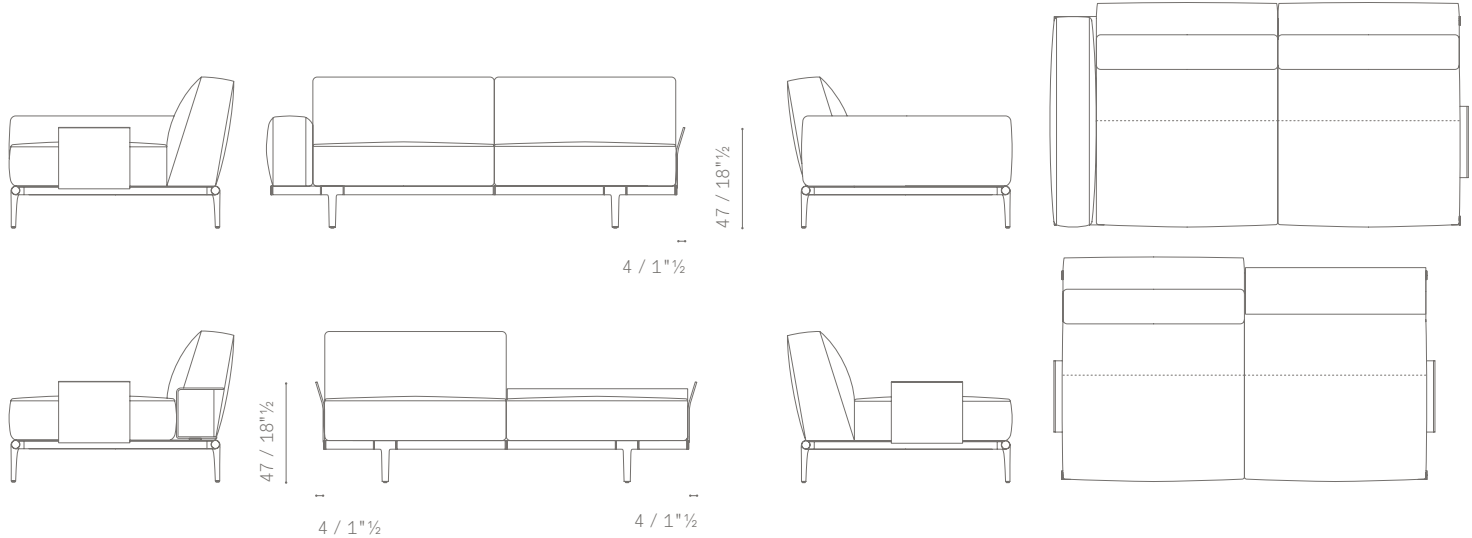
IT'S AVAILABLE IN TWO DIMENSIONS:

- 33 cm (consigliato per cuscino da 65 cm)
- 66 cm (consigliato per cuscino da 75 cm)

- 33 cm (suggested for 65 cm cushions)
- 66 cm (suggested for 75 cm cushions)

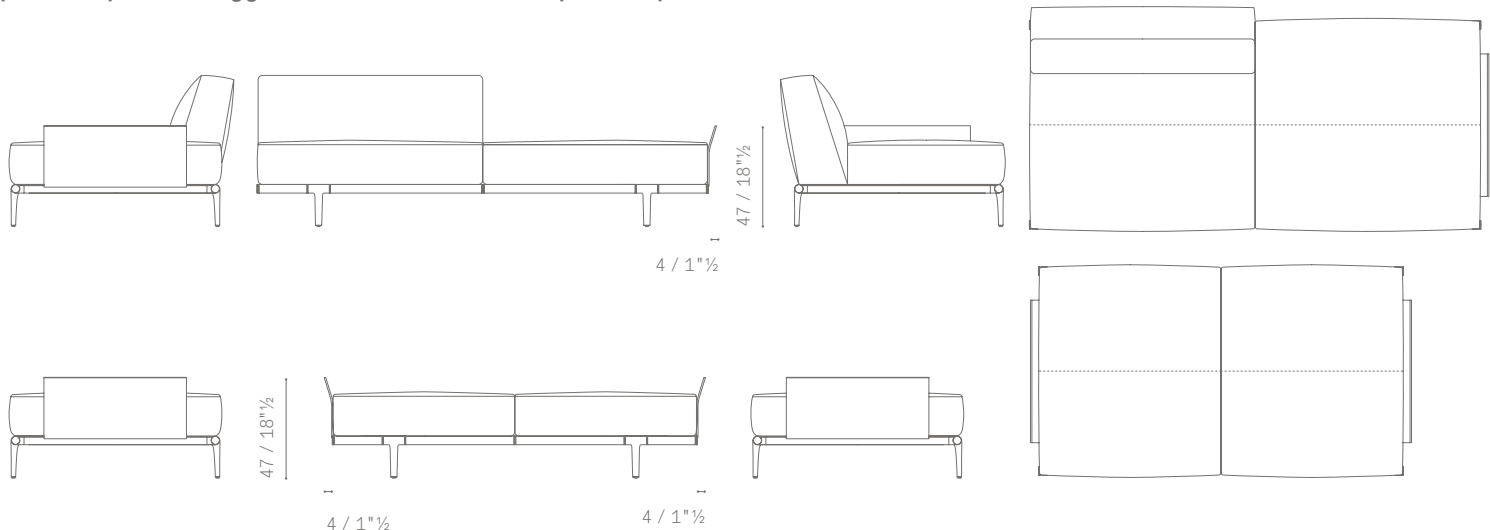
SUPPORTO DA 33 cm / 33 cm SUPPORT

previsto per montaggio in caso di modulo con schienale / provided for the modules with backrest



SUPPORTO DA 66 cm / 66 cm SUPPORT


previsto per montaggio in caso di modulo con panca / provided for the modules with bench



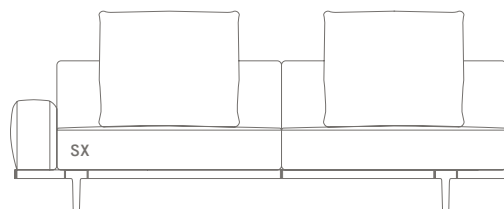
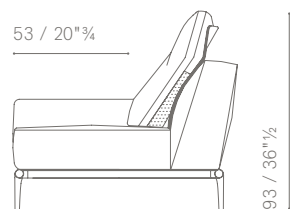
OPTIONAL: SUPPORTO POGGIATESTA PER CUSCINO SCHIENALE/ *OPTIONAL: BACK CUSHION HEADREST SUPPORT*

Da posizionare tra il cuscino 65×65 e lo schienale, garantisce il giusto supporto alla testa.
To place between the 65×65 cushion and the backseat. It guarantees the right head support.

**POSIZIONAMENTO SUPPORTO POGGIATESTA /
*HEADREST SUPPORT POSITIONING***



**POSIZIONE CUSCINO SCHIENALE 65X65 cm CON SUPPORTO POGGIATESTA /
*65×65 cm BACK CUSHION POSITION WITH HEADREST SUPPORT***



OPTIONAL: MENSOLE / *OPTIONAL SHELVES*

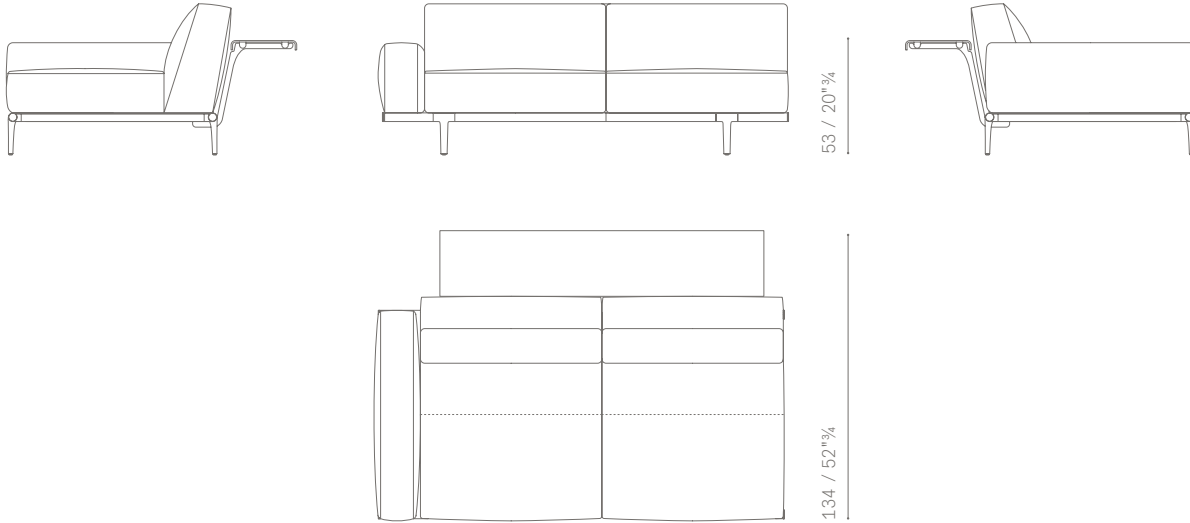
DISPONIBILI IN DUE DIMENSIONI / *AVAILABLE IN TWO DIMENSIONS:*

- 150 cm
- 190 cm

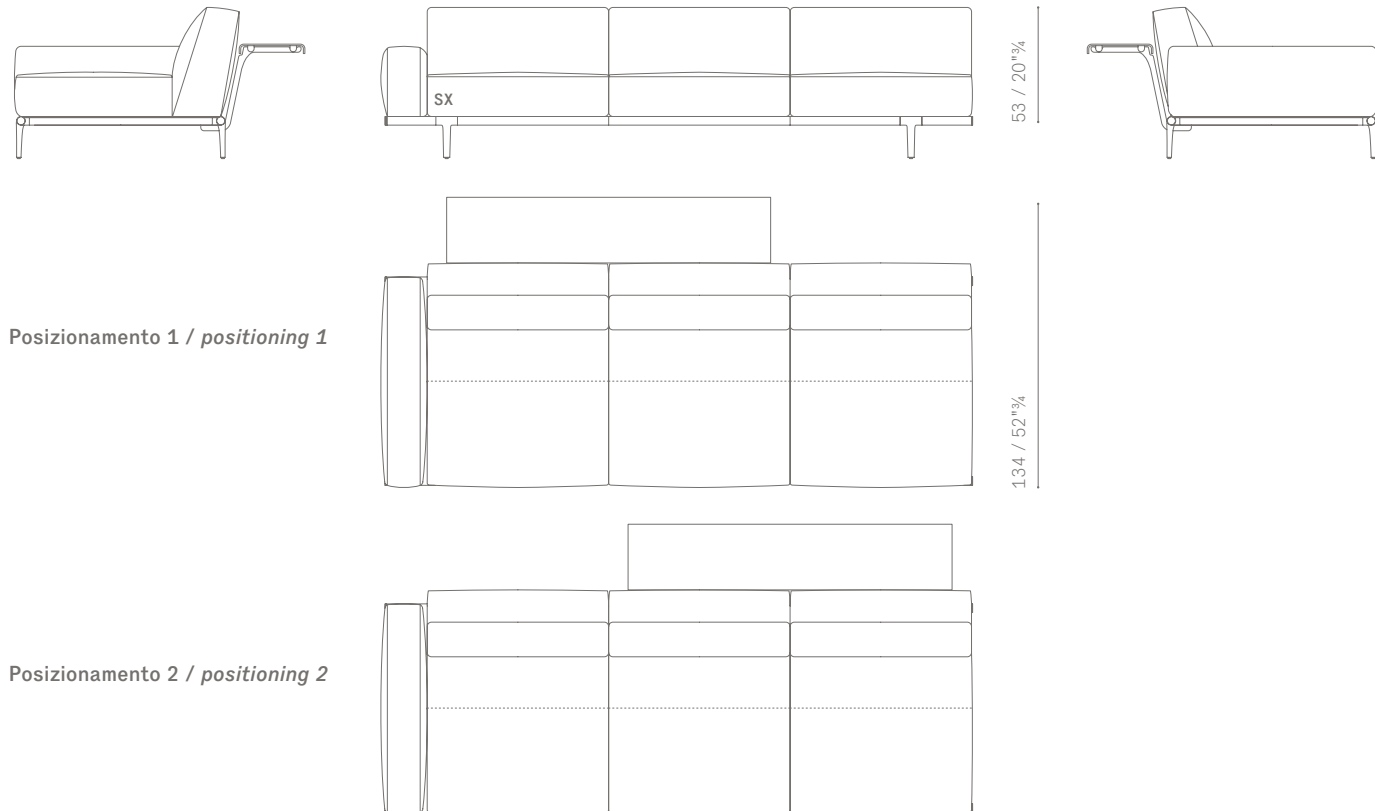
MENSOLA DA 150 cm / 150 cm SHELF

prevista per moduli 2 posti e 3 posti/ *provided for 2 and 3 seater module*

ESEMPIO: POSIZIONAMENTO MENSOLA SU DIVANO 2 POSTI / *EXAMPLE: SHELF POSITIONING ON 2-SEATER SOFA*



ESEMPIO: POSIZIONAMENTO MENSOLA SU DIVANO 3 POSTI / *EXAMPLE: SHELF POSITIONING ON 3-SEATER SOFA*

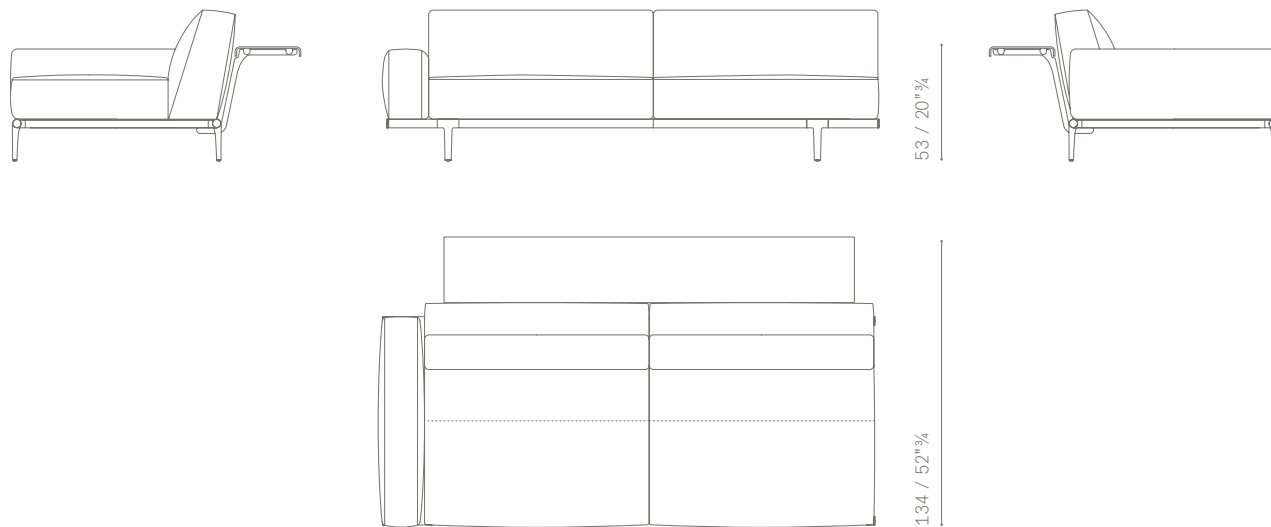


L'altezza è stata rilevata con piedi di 19 cm / *The height was measured with a 19 cm feet*

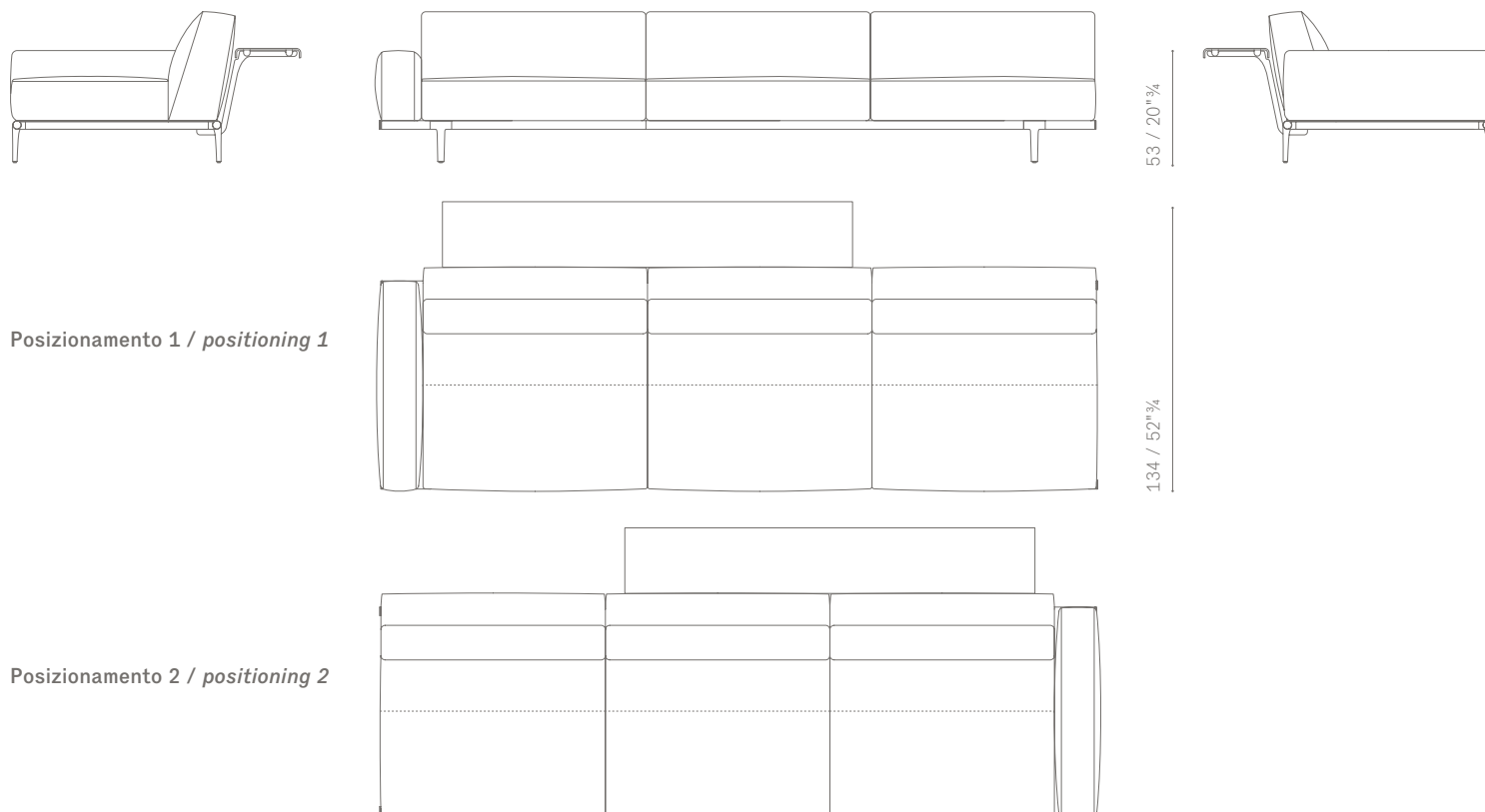
MENSOLA DA 190 cm / 190 cm SHELF

prevista per moduli large 2 posti e 3 posti / *provided for 2 and 3 large seater module*

ESEMPIO: POSIZIONAMENTO MENSOLA SU DIVANO 2 POSTI LARGE / *EXAMPLE: SHELF POSITIONING ON LARGE 2-SEATER SOFA*



ESEMPIO: POSIZIONAMENTO MENSOLA SU DIVANO 3 POSTI LARGE / *EXAMPLE: SHELF POSITIONING ON LARGE 3-SEATER SOFA*

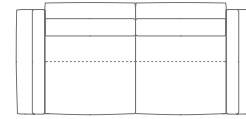


L'altezza è stata rilevata con piedi di 19 cm / *The height was measured with a 19 cm feet*

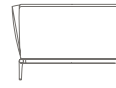
DIVANI SIMMETRICI E ASIMMETRICI / SYMMETRICAL AND ASYMMETRICAL SOFAS

DIVANI 2 POSTI
 2-SEATER SOFAS
 DIVANI 2 POSTI LARGE
 LARGE 2-SEATER SOFAS
 DIVANI 3 POSTI
 3 SEATER SOFAS
 DIVANI 3 POSTI LARGE
 LARGE 3-SEATER SOFAS

5614211



70 / 27"^{1/2}
 40 / 15"^{3/4}



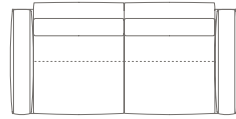
73 / 28"^{3/4}

168 / 66"^{1/4}

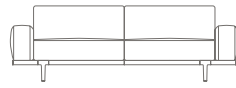
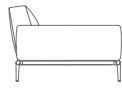
104 / 41"

221 / 87"

5614211



70 / 27"^{1/2}
 52 / 20"^{1/2}
 40 / 15"^{3/4}



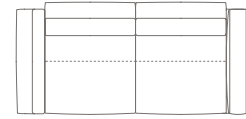
73 / 28"^{3/4}

168 / 66"^{1/4}

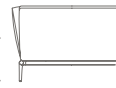
104 / 41"

211 / 83"

5614218



70 / 27"^{1/2}
 52 / 20"^{1/2}
 40 / 15"^{3/4}



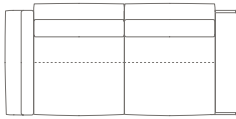
73 / 28"^{3/4}

168 / 66"^{1/4}

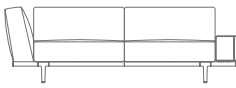
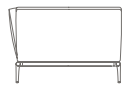
104 / 41"

216 / 85"

5614216



70 / 27"^{1/2}
 44 / 17"^{1/4}
 40 / 15"^{3/4}



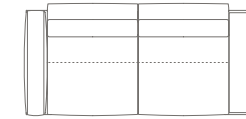
73 / 28"^{3/4}

168 / 66"^{1/4}

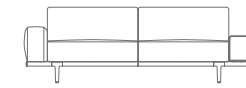
104 / 41"

217 / 85"^{1/2}

5614216



70 / 27"^{1/2}
 52 / 20"^{1/2}
 44 / 17"^{1/4}



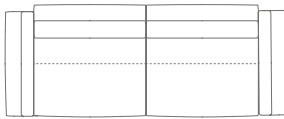
73 / 28"^{3/4}

168 / 66"^{1/4}

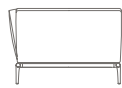
104 / 41"

212 / 83"^{1/2}

5614281



70 / 27"^{1/2}
 40 / 15"^{3/4}



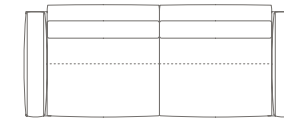
73 / 28"^{3/4}

208 / 82"

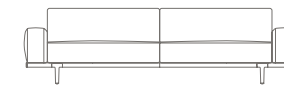
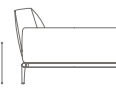
104 / 41"

261 / 102"^{3/4}

5614281



70 / 27"^{1/2}
 52 / 20"^{1/2}
 40 / 15"^{3/4}



73 / 28"^{3/4}

208 / 82"

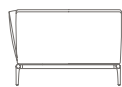
104 / 41"

251 / 98"^{3/4}

5614288



70 / 27"^{1/2}
 52 / 20"^{1/2}
 40 / 15"^{3/4}



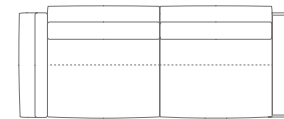
73 / 28"^{3/4}

208 / 82"

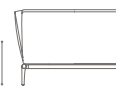
104 / 41"

256 / 100"^{3/4}

5614286



70 / 27"^{1/2}
 44 / 17"^{1/4}
 40 / 15"^{3/4}



73 / 28"^{3/4}

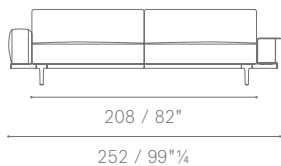

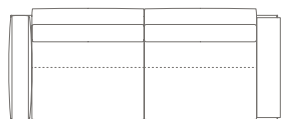
208 / 82"

104 / 41"

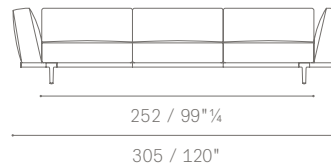
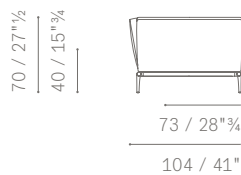
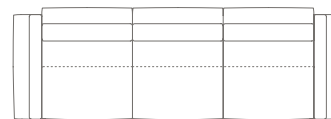
257 / 101"^{1/4}

DIVANI SIMMETRICI E ASIMMETRICI / SYMMETRICAL AND ASYMMETRICAL SOFAS

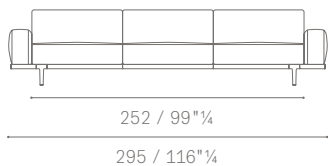
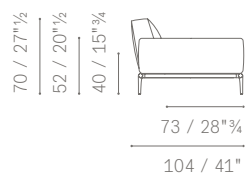
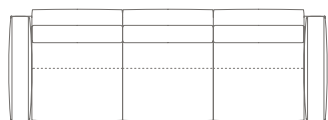
5614286



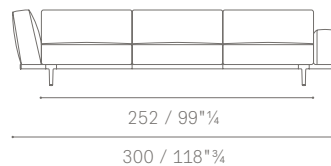
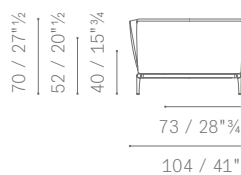
5614311



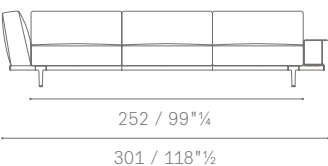
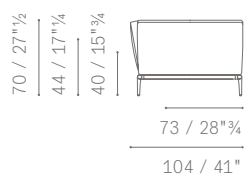
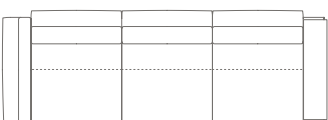
5614311



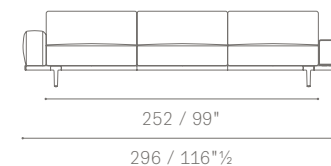
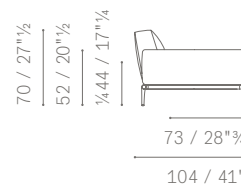
5614318




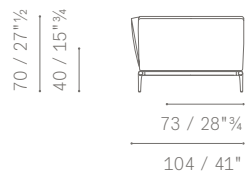
5614316



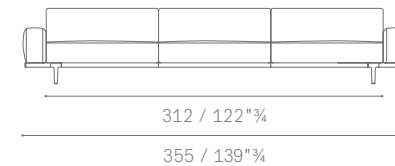


5614316




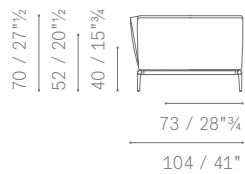
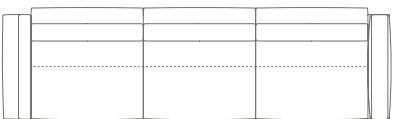
5614381



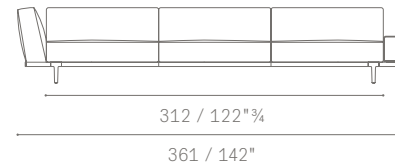
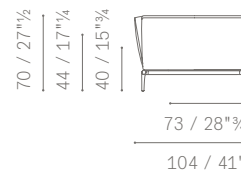
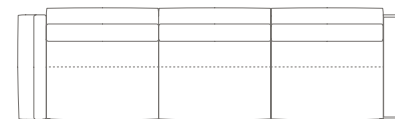
5614381



5614388

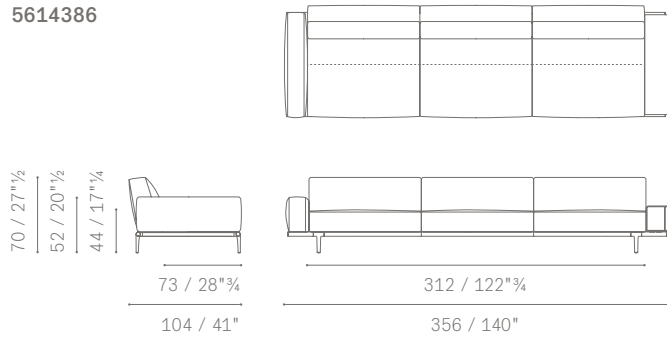


5614386



DIVANI SIMMETRICI E ASIMMETRICI / SYMMETRICAL AND ASYMMETRICAL SOFAS

5614386



PANCHE E MODULI CON PANCA / BENCHES AND MODULES WITH BENCH

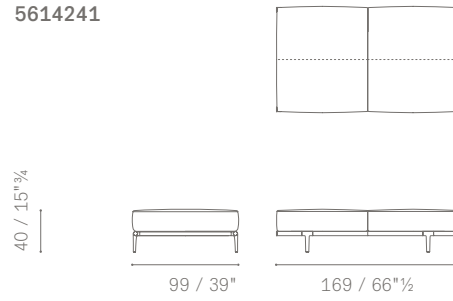
PANCHE
BENCHES

POLTRONA LARGE CON PANCA
LARGE ARMCHAIR WITH BENCH

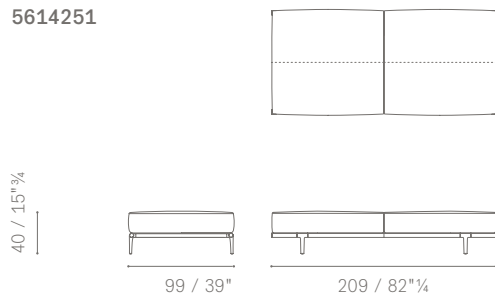
DIVANI 2 POSTI CON PANCA
2-SEATER SOFA WITH BENCH

DIVANI 2 POSTI LARGE CON PANCA
LARGE 2-SEATER SOFA WITH BENCH

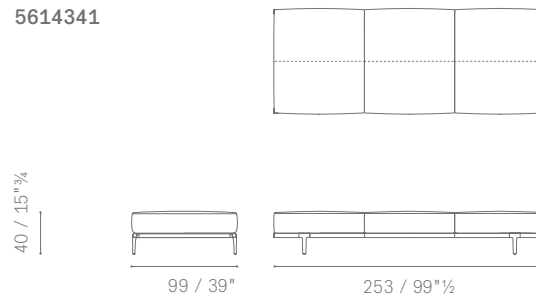
5614241



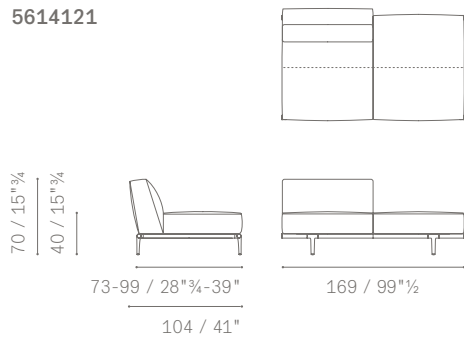
5614251



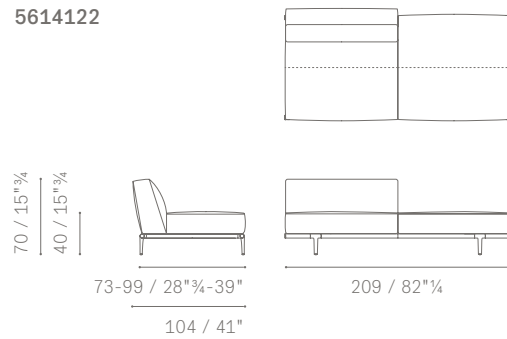
5614341



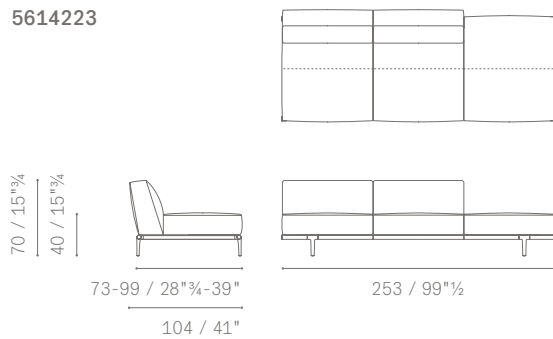
5614121



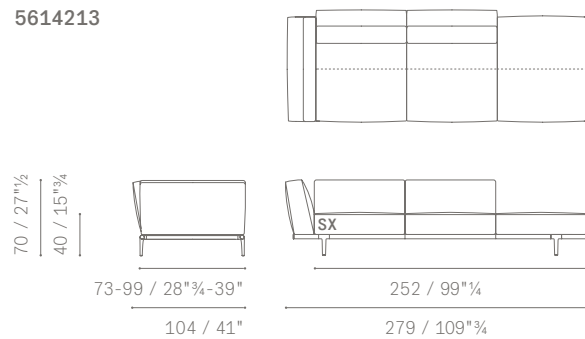
5614122



5614223

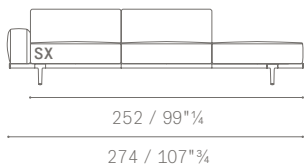
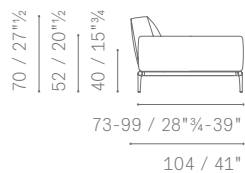



5614213

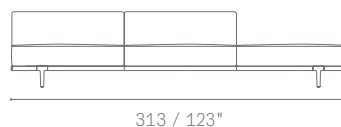
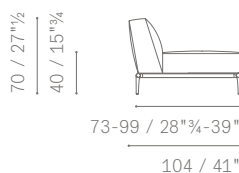
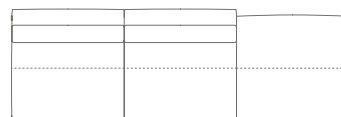


PANCHE E MODULI CON PANCA / BENCHES AND MODULES WITH BENCH


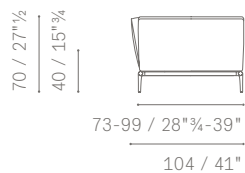
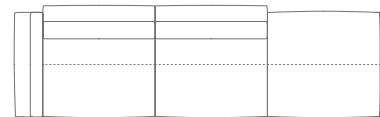
5614213



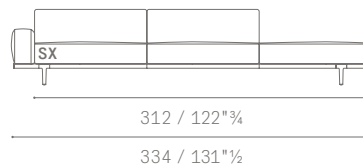
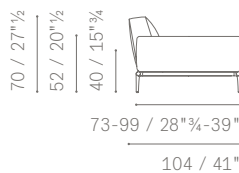

5614293



5614283



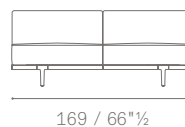
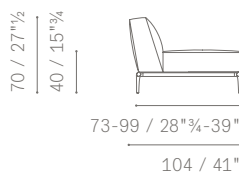
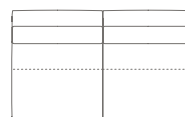
5614283



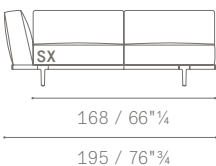
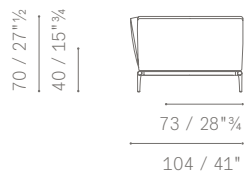
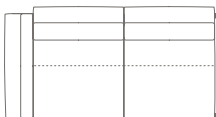
MODULI COMPONIBILI E TERMINALI / SECTIONAL MODULES AND SOFAS

DIVANI 2 POSTI COMPONIBILI
SECTIONAL 2-SEATER SOFAS
DIVANI 2 POSTI LARGE COMPONIBILI
SECTIONAL LARGE 2-SEATER SOFAS
DIVANI 3 POSTI COMPONIBILI
SECTIONAL 3 SEATER SOFAS
DIVANI 3 POSTI LARGE COMPONIBILI
SECTIONAL LARGE 3-SEATER SOFAS
CHAISE LONGUE COMPONIBILE
SECTIONAL CHAISE LONGUE

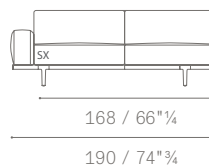
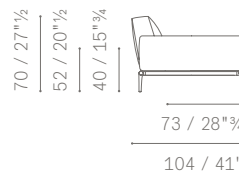
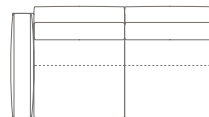
5614221



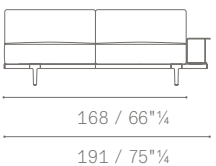
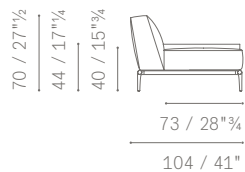
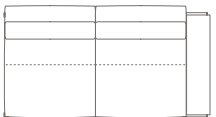
5614221



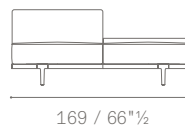

5614221



5614226

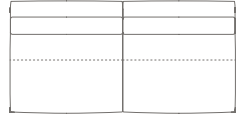


5614225

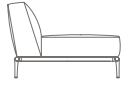


MODULI COMPONENTI E TERMINALI / SECTIONAL MODULES AND SOFAS

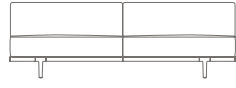
5614291



70 / 27¹/₂"
40 / 15³/₄"

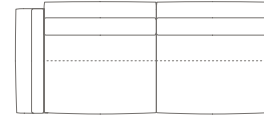


73 / 28³/₄"
104 / 41"

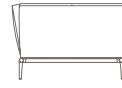


209 / 82¹/₄"

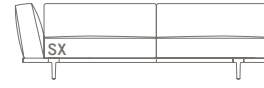
5614291



70 / 27¹/₂"
40 / 15³/₄"

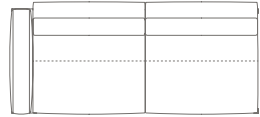


73 / 28³/₄"
104 / 41"

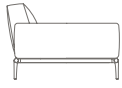


208 / 82"
235 / 92¹/₂"

5614291



70 / 27¹/₂"
52 / 20¹/₂"
40 / 15³/₄"

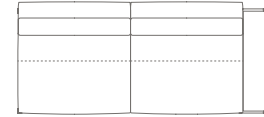


73 / 28³/₄"
104 / 41"

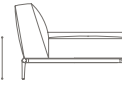


208 / 82"
230 / 90¹/₂"

5614296



70 / 27¹/₂"
44 / 21⁷/₄"
40 / 15³/₄"



73 / 28³/₄"
104 / 41"

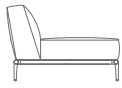


208 / 82"
231 / 91"

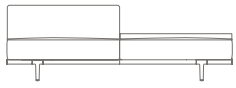
5614295



70 / 27¹/₂"
40 / 15³/₄"

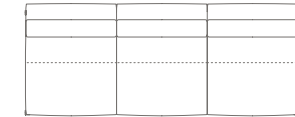


73 / 28³/₄"
104 / 41"



209 / 82¹/₄"

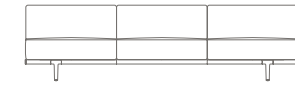
5614321



70 / 15³/₄"
40 / 15³/₄"

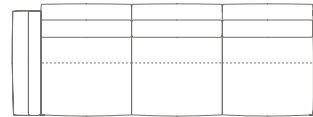


73-99 / 28³/₄-39"
104 / 41"

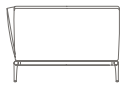


253 / 99¹/₂"

5614321



70 / 27¹/₂"
40 / 15³/₄"

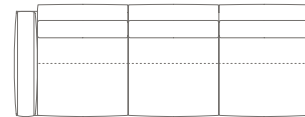


73 / 28³/₄"
104 / 41"

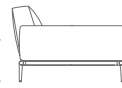


252 / 99¹/₄"
279 / 109³/₄"

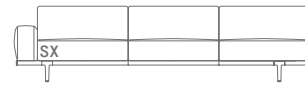
5614321



70 / 27¹/₂"
52 / 20¹/₂"
40 / 15³/₄"

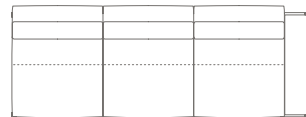


73 / 28³/₄"
104 / 41"

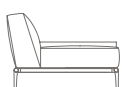


252 / 99¹/₄"
274 / 107³/₄"

5614326



70 / 27¹/₂"
44 / 21⁷/₄"
40 / 15³/₄"



73 / 28³/₄"
104 / 41"



252 / 99¹/₄"
275 / 108¹/₄"

5614325



70 / 27¹/₂"
44 / 17¹/₄"
40 / 15³/₄"



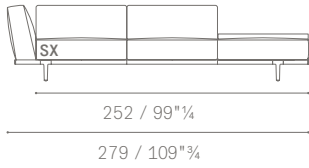
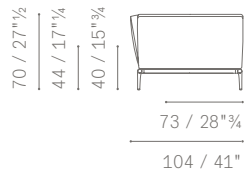
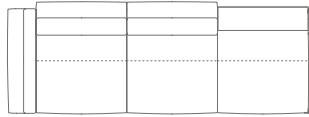
73 / 28³/₄"
104 / 41"



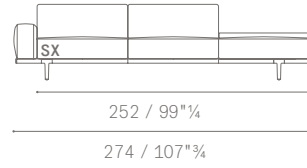
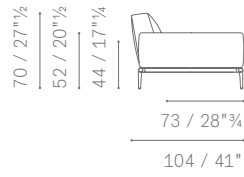
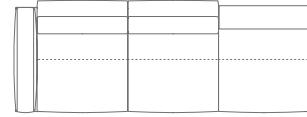
253 / 99¹/₂"

MODULI COMPONENTI E TERMINALI / SECTIONAL MODULES AND SOFAS

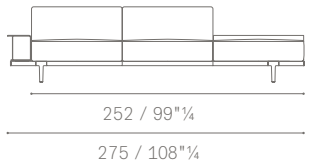
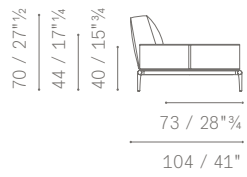
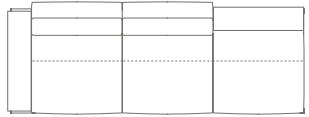
5614325



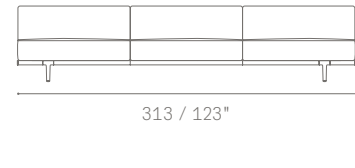
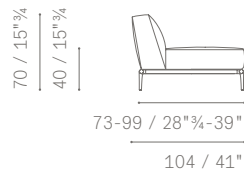
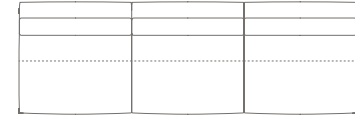
5614325




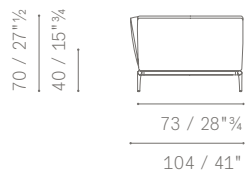
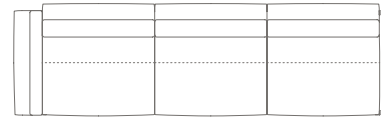
5614317




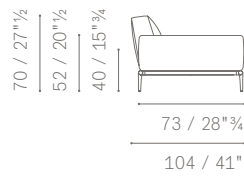
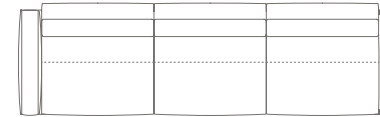
5614391




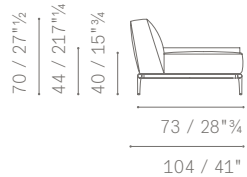
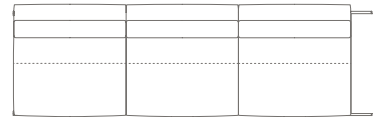
5614391



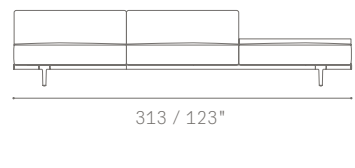
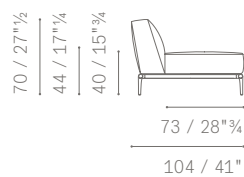
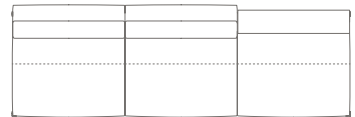
5614391



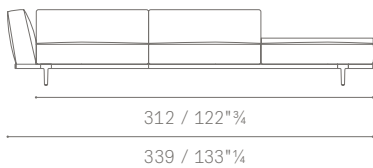
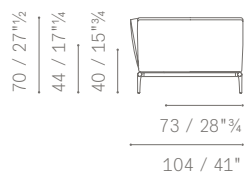
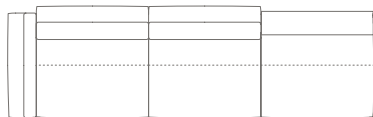
5614396



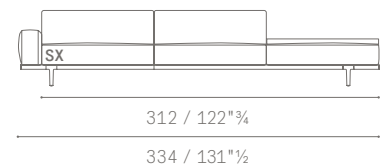

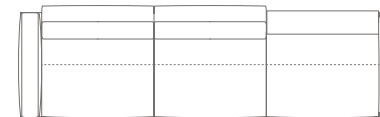
5614395



5614395

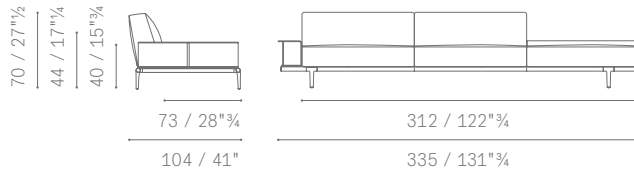
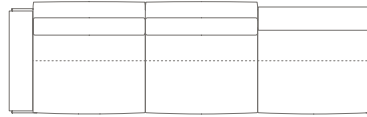


5614395

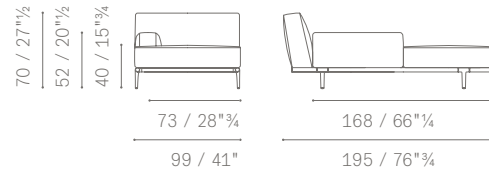
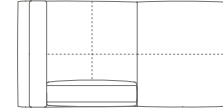


MODULI COMPONIBILI E TERMINALI / SECTIONAL MODULES AND SOFAS

5614387



5614146


MODULI E DIVANI ANGOLARI / CORNER MODULES AND SOFAS

POLTRONA ANGOLARE CON PANCA

CORNER ARMCHAIR WITH BENCH

DIVANI 2 POSTI ANGOLARI

CORNER 2-SEATER SOFAS

DIVANI 2 POSTI LARGE ANGOLARI

CORNER LARGE 2-SEATER SOFAS

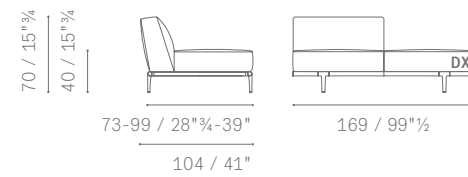
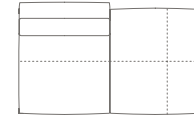
DIVANI 3 POSTI ANGOLARI

CORNER 3 SEATER SOFAS

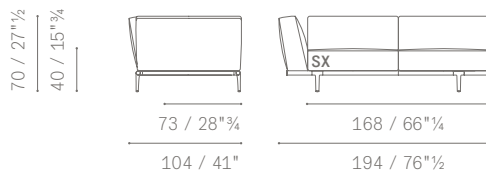
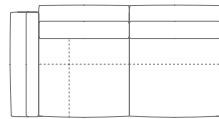
DIVANI 3 POSTI LARGE ANGOLARI

CORNER LARGE 3-SEATER SOFAS

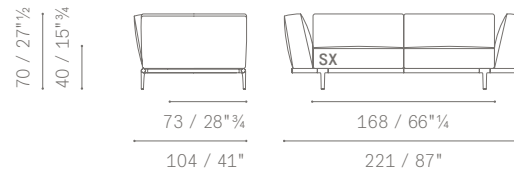
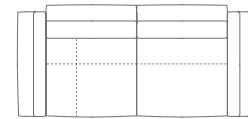
5614124



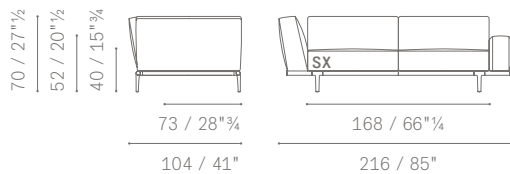
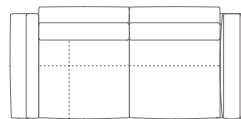
5614201



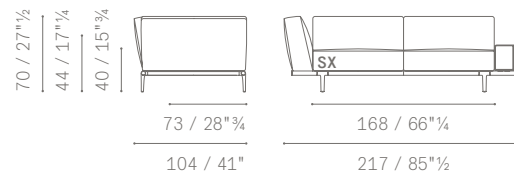
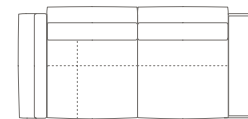
5614201



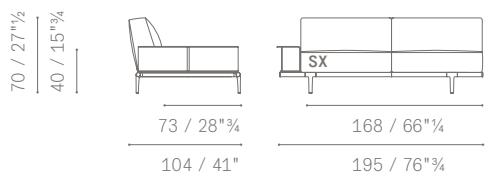
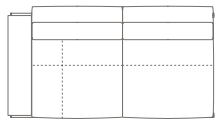
5614201



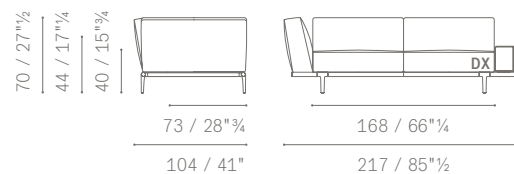
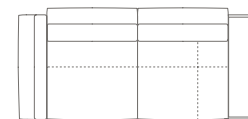
5614206



5614236

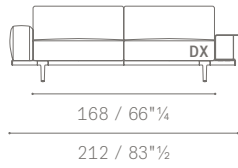
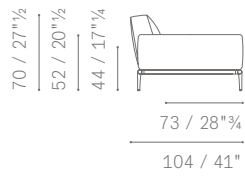


5614236

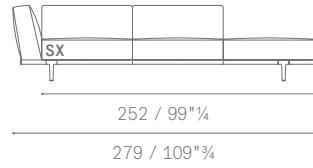
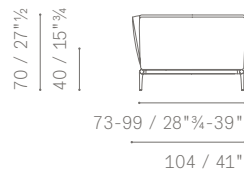
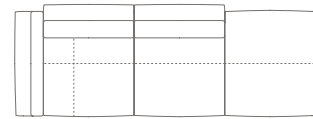


MODULI E DIVANI ANGOLARI / CORNER MODULES AND SOFAS

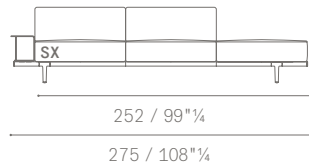
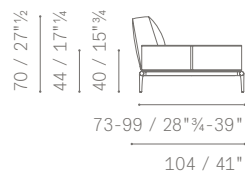
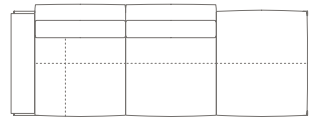
5614236



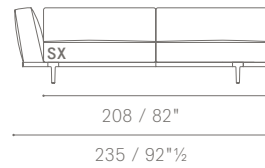
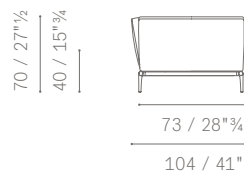
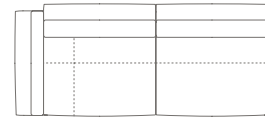
5614203



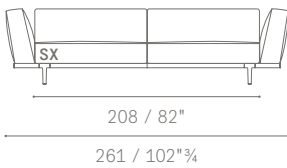
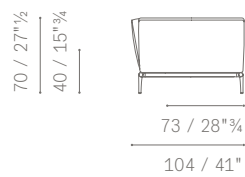
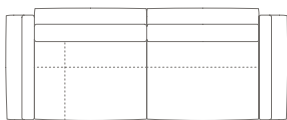
5614246



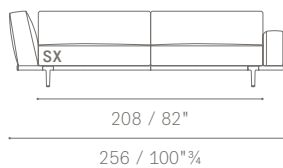
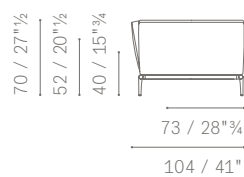
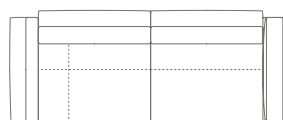
5614271



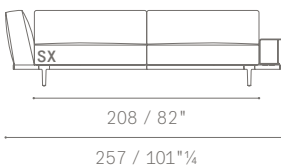
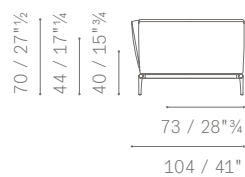
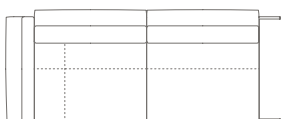
5614271



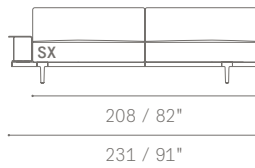
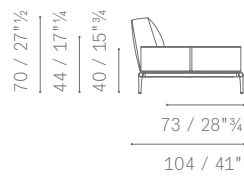

5614271



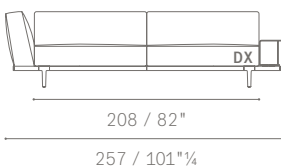
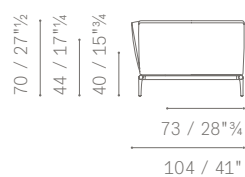
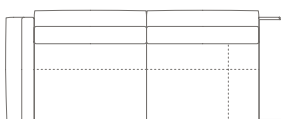
5614276



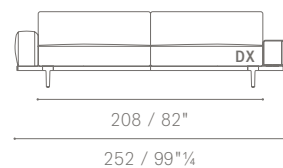
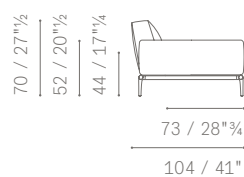
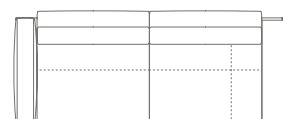
5614256



5614256

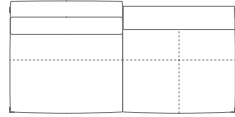


5614256

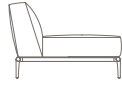


MODULI E DIVANI ANGOLARI / CORNER MODULES AND SOFAS

5614275



70 / 27"^{1/2}
40 / 15"^{3/4}



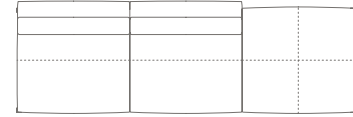
73 / 28"^{3/4}

104 / 41"



209 / 82"^{1/4}

5614294



70 / 27"^{1/2}
40 / 15"^{3/4}



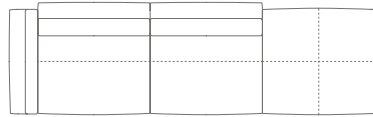
73-99 / 28"^{3/4}-39"

104 / 41"

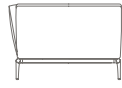


313 / 123"

5614294

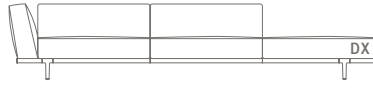


70 / 27"^{1/2}
40 / 15"^{3/4}



73-99 / 28"^{3/4}-39"

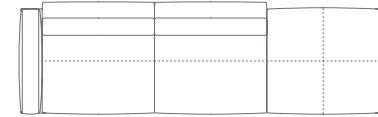
104 / 41"



312 / 122"^{3/4}

339 / 133"^{1/4}

5614294

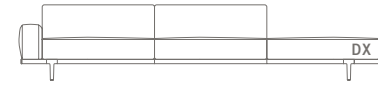


70 / 27"^{1/2}
52 / 20"^{1/2}
40 / 15"^{3/4}



73-99 / 28"^{3/4}-39"

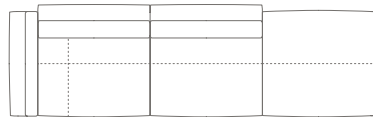
104 / 41"



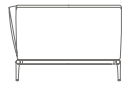
312 / 122"^{3/4}

334 / 131"^{1/2}

5614273

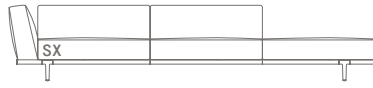


70 / 27"^{1/2}
40 / 15"^{3/4}



73-99 / 28"^{3/4}-39"

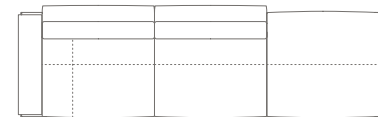
104 / 41"



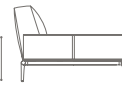
312 / 122"^{3/4}

339 / 133"^{1/4}

5614266

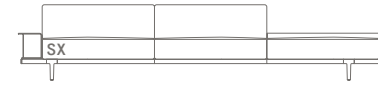


70 / 27"^{1/2}
44 / 17"^{1/4}
40 / 15"^{3/4}



73-99 / 28"^{3/4}-39"

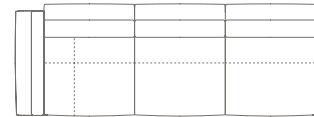
104 / 41"



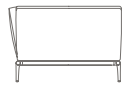
312 / 122"^{3/4}

335 / 131"^{3/4}

5614301

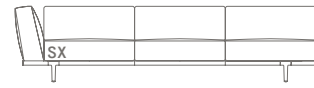


70 / 27"^{1/2}
40 / 15"^{3/4}



73 / 28"^{3/4}

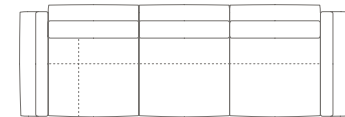
104 / 41"



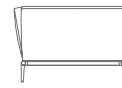
252 / 99"^{1/4}

279 / 109"^{3/4}

5614301

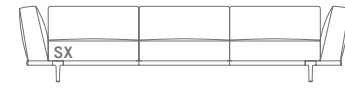


70 / 27"^{1/2}
40 / 15"^{3/4}



73 / 28"^{3/4}

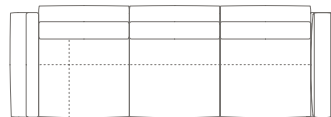
104 / 41"



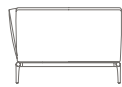
252 / 99"^{1/4}

305 / 120"

5614301

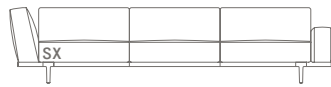


70 / 27"^{1/2}
52 / 20"^{1/2}
40 / 15"^{3/4}



73 / 28"^{3/4}

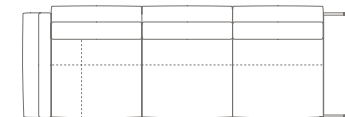
104 / 41"



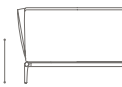
252 / 99"^{1/4}

300 / 118"^{3/4}

5614306

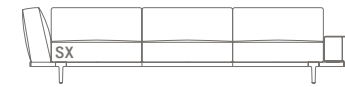


70 / 27"^{1/2}
44 / 17"^{1/4}
40 / 15"^{3/4}



73 / 28"^{3/4}

104 / 41"


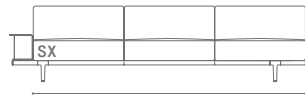
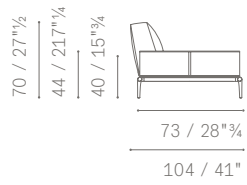
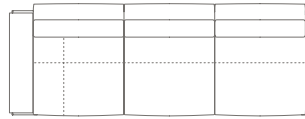


252 / 99"^{1/4}

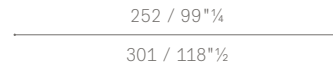
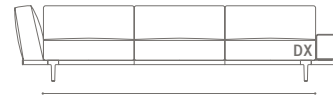
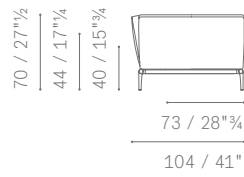
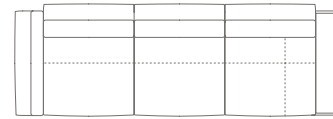
301 / 118"^{1/2}

MODULI E DIVANI ANGOLARI / CORNER MODULES AND SOFAS

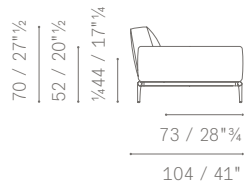
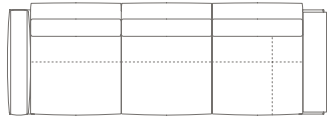
5614336




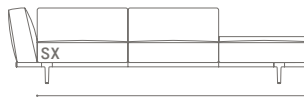
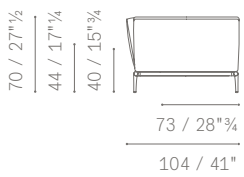
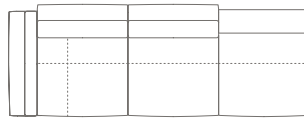
5614336



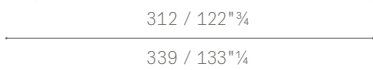

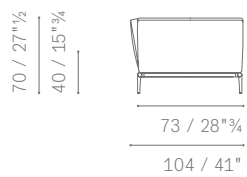
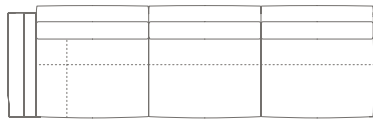
5614336



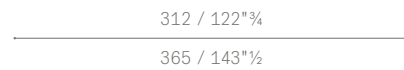
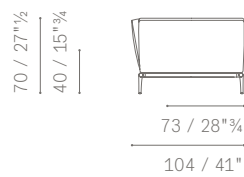
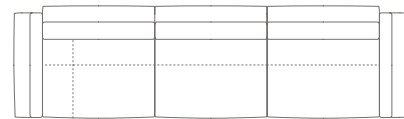
5614305



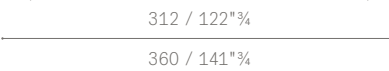

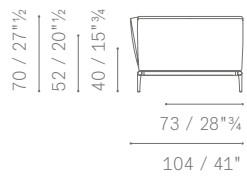
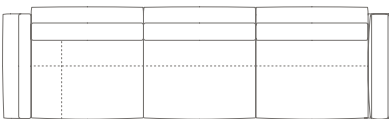
5614371



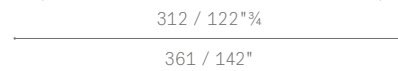
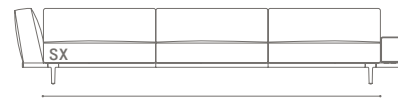
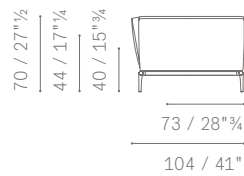
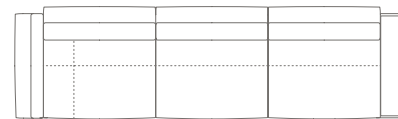
5614371



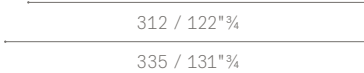
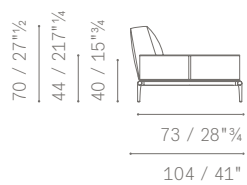
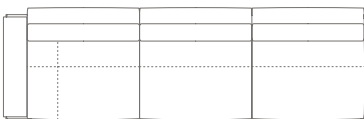
5614371



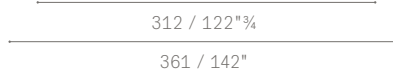
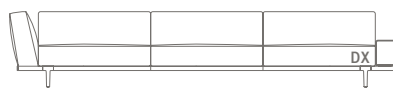
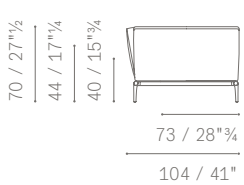
5614376



5614356

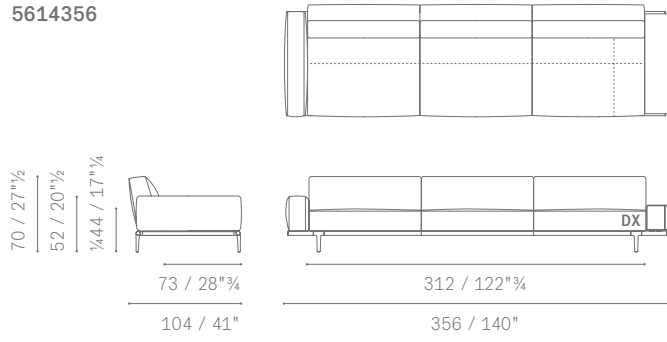


5614356

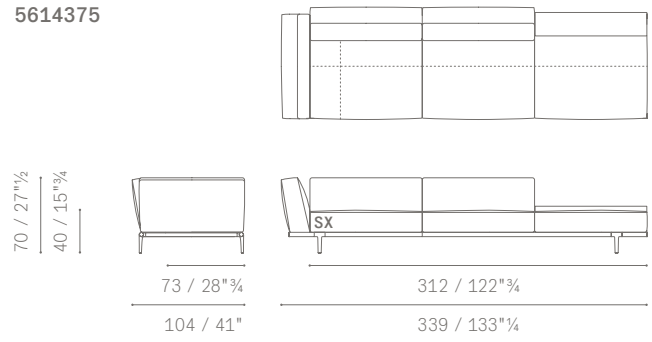


MODULI E DIVANI ANGOLARI / CORNER MODULES AND SOFAS

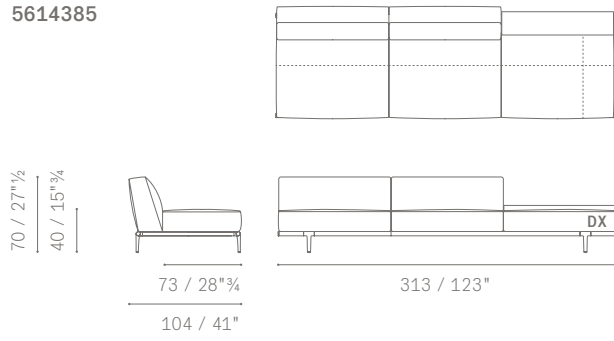
5614356



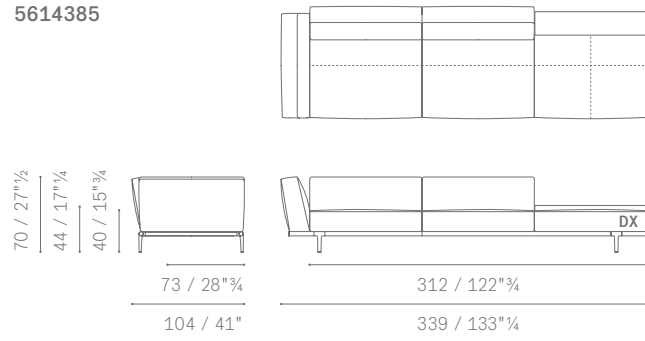
5614375



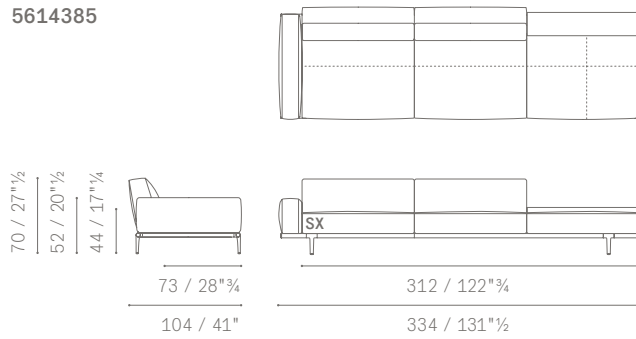
5614385



5614385



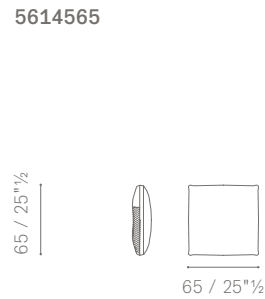
5614385



CUSCINI / CUSHIONS

CUSCINO SCHIENALE
BACK CUSHION
CUSCINI CILINDRICI
CYLINDRICAL CUSHIONS

5614565



5614576



5614577



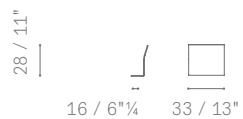
ACCESSORI E COMPLEMENTI / ACCESSORIES AND FURNISHING UNITS

SUPPORTO POGGIATESTA
 HEADREST SUPPORT
 SUPPORTI PER CUSCINI
 CUSHIONS SUPPORT
 MENSOLE
 SHELVES

5614596



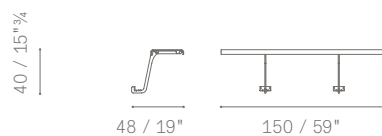
5614541



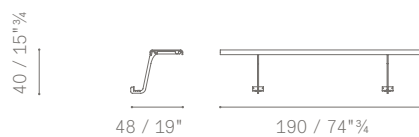
5614540



5614430

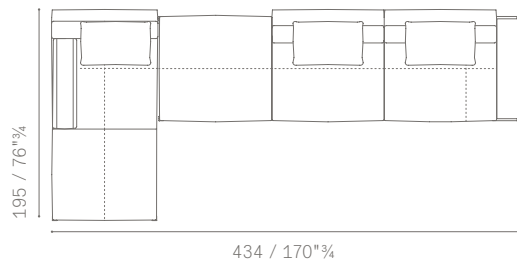


5614431



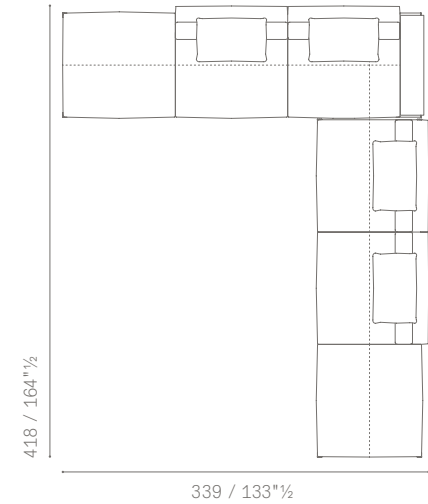
ESEMPIO DI COMPOSIZIONE 1 / LAYOUT EXAMPLE NO. 1

5614146 Sectional chaise longue
5614266 Corner large 2 seater sofa with bench and corner end unit dx-sx
suggested extra cushions
n. 3 5614565 Back cushions 65×65



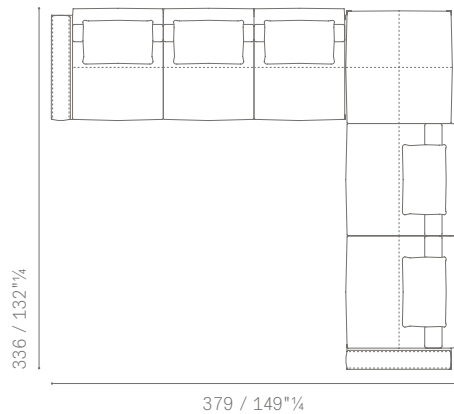
ESEMPIO DI COMPOSIZIONE 2 / LAYOUT EXAMPLE NO. 2

5614266 Corner large 2 seater sofa with bench and corner end unit dx-sx
5614293 Large armless 2 seater sofa with bench
suggested extra cushions
n. 4 5614565
Back cushions 65×65



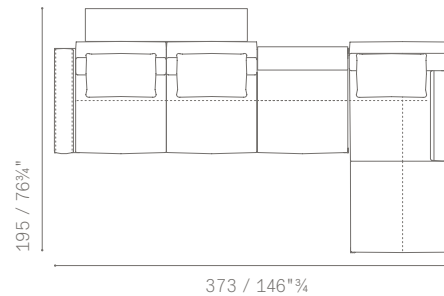
ESEMPIO DI COMPOSIZIONE 3 / LAYOUT EXAMPLE NO. 3

5614321 3 seater sofa 1 low arm dx-sx
5614294 Large 2 seater sofa 1 low arm with corner bench dx- sx
suggested extra cushions
n. 3 5614565 Back cushions 65×65



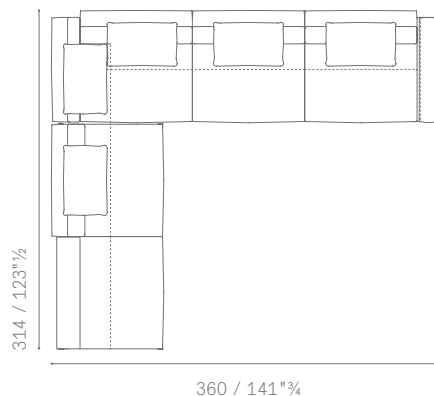
ESEMPIO DI COMPOSIZIONE 4 / LAYOUT EXAMPLE NO. 4

5614325 3 seater sofa 1 low arm dx-sx with back unit
5614146 Sectional chaise longue 1 low arm
5614430 Shelf 150
suggested extra cushions
n. 3 5614565 Back cushions 65×65



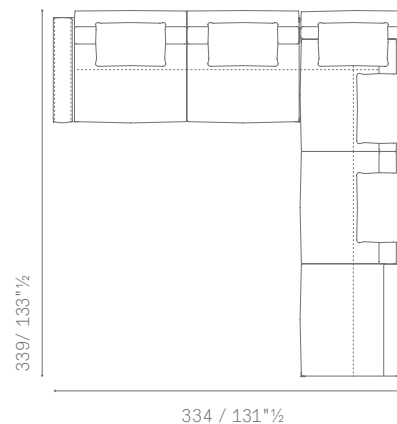
ESEMPIO DI COMPOSIZIONE 5 / LAYOUT EXAMPLE NO. 5

5614295 Large armless 2 seater sofa with backseat unit
5614371 Corner large 3 seater sofa 1 low arm
suggested extra cushions
n. 5 5614565 Back cushions 65×65



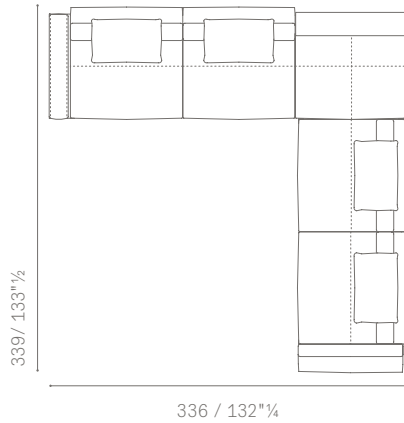
ESEMPIO DI COMPOSIZIONE 6 / LAYOUT EXAMPLE NO. 6

5614291 Large 2-seater sofa 1 low arm
5614375 Corner large 3-seater sofa sx without armrests with back unit
suggested extra cushions
n. 5 5614565 Back cushions 65×65

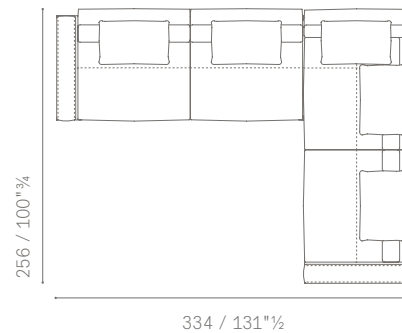


ESEMPIO DI COMPOSIZIONE 7 / LAYOUT EXAMPLE NO. 7

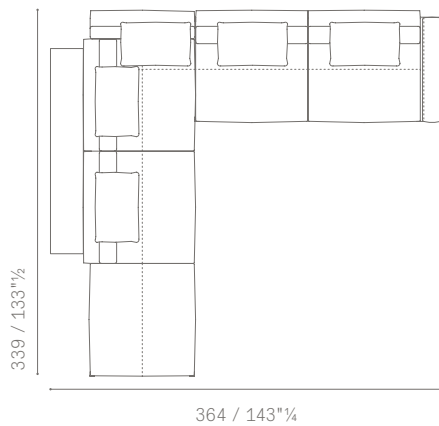
5614385 Large 3 seater sofa 1 low arm with corner back unit dx
 5614291 Large 2 seater sofa 1 high arm dx
 suggested extra cushions
 n. 4 5614565 back cushions 65×65

**ESEMPIO DI COMPOSIZIONE 8 / LAYOUT EXAMPLE NO. 8**

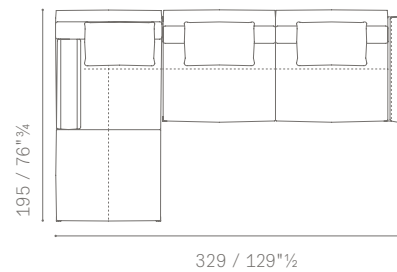
5614291 Large 2 seater sofa 1 low arm sx
 5614271 Corner large 2 seater sofa sx with 1 low arm
 suggested extra cushions
 n. 5 5614565 back cushions 65×65

**ESEMPIO DI COMPOSIZIONE 9 / LAYOUT EXAMPLE NO. 9**

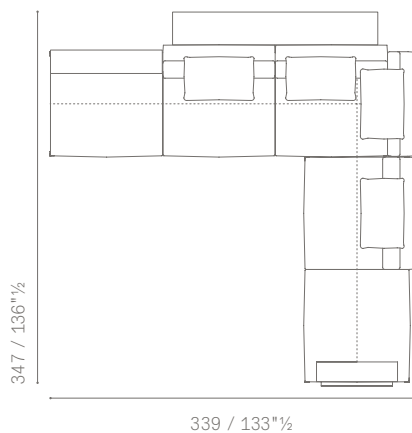
5614291 Large 2 seater sofa 1 low arm dx
 5614273 Corner large 2 seater sofa dx with bench sx
 5614431 Shelf 190
 suggested extra cushions
 n. 5 5614565 back cushions 65×65

**ESEMPIO DI COMPOSIZIONE 10 / LAYOUT EXAMPLE NO. 10**

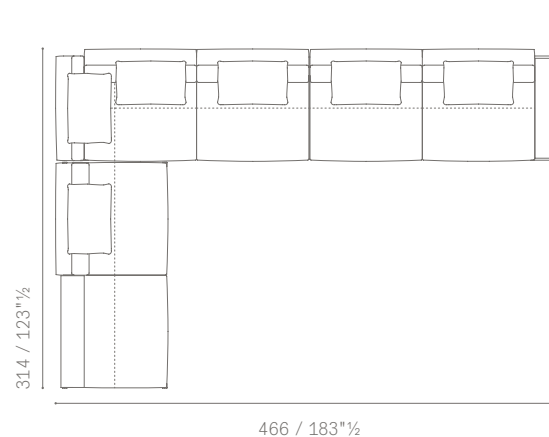
5614146 Sectional chaise longue 1 low arm sx
 5614291 Large 2 seater sofa 1 high arm dx
 suggested extra cushions
 n. 3 5614565 back cushions 65×65

**ESEMPIO DI COMPOSIZIONE 11 / LAYOUT EXAMPLE NO. 11**

5614375 Large 3 seater sofa corner dx with back unit sx
 5614121 Armchair with bench dx
 5614540 Cylindrical cushion support 66 - 5614431 Shelf 150
 suggested extra cushions
~~n. 3~~ 5614565 back cushions 65×65
 n. 1 5614577 cylindrical cushion 75

**ESEMPIO DI COMPOSIZIONE 12 / LAYOUT EXAMPLE NO. 12**

5614296 Large armless 2 seater sofa with end unit dx
 5614271 Corner armless large 2 seater sofa sx
 5614295 Large armless 2 seater sofa with back unit dx
 suggested extra cushions
~~n. 5~~ 5614565 back cushions 65×65



ESEMPIO DI COMPOSIZIONE 14 / LAYOUT EXAMPLE NO. 13

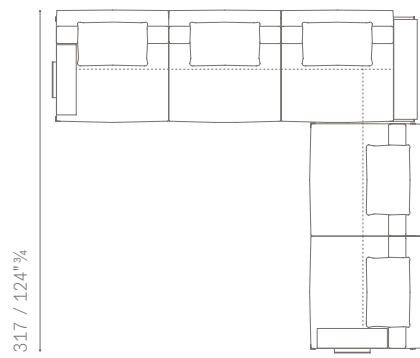
5614356 Large armless 3 seater sofa with corner end unit dx

5614291 Large armless 2 seater sofa

n. 2 **5614541** Cylindrical cushion support 33
suggested extra cushions

n. 5 **5614565** back cushions 65×65

n. 2 **5614576** cylindrical cushion 65



342 / 134"

ESEMPIO DI COMPOSIZIONE 14 / LAYOUT EXAMPLE NO. 14

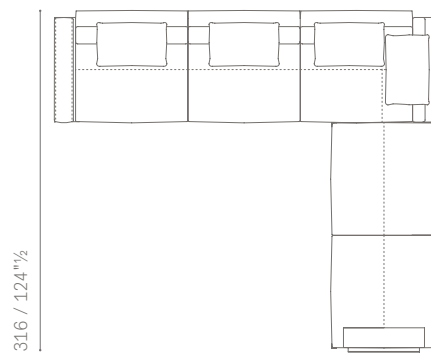
5614371 Corner large 3 seater sofa dx with 1 low arm sx

5614251 Large 2 seater bench

5614540 Cylindrical cushion support 66
suggested extra cushions

n. 4 **5614565** back cushions 65×65

n. 1 **5614577** cylindrical cushion 75



360 / 141"