

# Cone Chair

Verner Panton, 1958



Cone Chair



Cone Stool

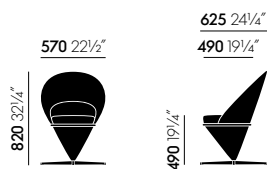
Originally designed for a Danish restaurant, the Cone Chair takes its shape from the classic geometric figure for which it is named. The cone-shaped seat is mounted at its point on a stainless steel swivel base. A semi-circular padded shell extends upward to form the back and armrests, thereby creating a very

comfortable armchair. The matching Cone Stool is an ideal companion for the Cone Chair as well as the Cone Table, yet it also makes a striking solo piece.

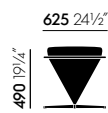
### Materials

- **Body:** GRP (glass fibre reinforced plastic laminate).
- **Upholstery:** lightly padded with polyurethane foam. Seat cushion.
- **Base:** stainless steel cruciform base, satin finish.
- **Glides:** plastic.

### DIMENSIONS (in accordance with EN 1335-1)




Cone Chair



Cone Stool

### Surfaces and colours



Tonus

Base

